
Contents

This publication has been produced to provide information on the 22 Mountaineers who completed their eligibility for West Virginia during the 2012 season. It contains updated information through the conclusion of the 2012 campaign.

Mountaineer Senior Reviews	4
Highlights, honors, superlatives and final statistics for the 22 Mountaineers who completed their careers in 2012.	
2009 Season In Review	48
Bill Stewart’s record after two years is the second-best mark among all WVU head coaches who have coached during the long and storied history of Mountaineer football. Each of his two seasons, he has totaled nine wins and led his program to a second-place finish in the BIG EAST Conference, a Top 25 national ranking and a bowl appearance. However, the difference between the 2008 and 2009 seasons was the Gator Bowl appearance.	
2010 Season In Review	56
The West Virginia football program has shown consistency during Bill Stewart’s head coaching tenure. The Mountaineers finished with a third straight nine-win season and posted a 5-2 mark in the BIG EAST. However, in 2010, Connecticut, Pitt and West Virginia finished with identical league marks and each claimed a piece of the league title. That marked the sixth conference title won by West Virginia, most by any school in the league.	
2011 Season In Review	66
"Adversity doesn’t build character, it reveals it” – But never has a statement been more true about one group than it was about the 2011 West Virginia football program. WVU was faced with a tremendous amount of adversity throughout the season. However, by season’s end, the Mountaineers overcame the adversity, and its character was revealed. The final result was filled with sunshine, oranges and championships.	
2012 Season In Review	77
West Virginia head coach Dana Holgorsen led the Mountaineer football program into uncharted territory, beginning an affiliation as a new member of the Big 12 conference. The Mountaineers finished 7-6, their 11th straight winning season, made their 11th straight bowl appearance, a school record, set numerous offensive records, had several players earn postseason honors and established a solid foundation in its new conference home.	
West Virginia's All-Time NFL Draft Selections	88
West Virginia's Players In The Professional Ranks	90

This information guide was prepared by the West Virginia University Sports Communications Office. For additional information contact
Director of Football Communications Mike Montoro or
Assistant Athletic Director for Sports Communications, Michael Fragale.

Sports Communications Office: 304-293-2821
Sports Communications Fax: 304-293-4105
Athletics Internet Site: www.MSNsportsNET.com
E-Mail Address: mike.montoro@mail.wvu.edu or
michael.fragale@mail.wvu.edu

WEST VIRGINIA



2012
Mountaineer
Senior
Reviews

20 Shawne Alston

RB, 5-11, 235, Sr.
Hampton, Va.



2012 (Sr.)

- ✓ WVU's short yardage and goal line runner in 2011 and earned the starting running back position in 2012
- ✓ One of the team leaders
- ✓ Played in 37 games and started five
- ✓ With a career-best 130 yards at Iowa State, he rushed for more than 1,000 yards in his career; ended career with 1,068 yards
- ✓ Scored at least two rushing touchdowns in seven career games and 19 TDs in last 19 games
- ✓ Earned starting nod vs. Syracuse in Pinstripe Bowl, his final game in a Mountaineer uniform
- ✓ Stellar in short-yardage situations vs. Kansas, netting 40 yards rushing and scoring two TDs
- ✓ Returned to early-season form at Iowa State, rushing for a career- and game-best 130 yards on a season- and game-high 19 carries; performance included a one-yard scoring rush, the team's first touchdown of the game
- ✓ Returned to the field against TCU after sitting out four straight games with an injury
- ✓ Scored on a 1-yard rush vs. TCU
- ✓ Saw very limited action against Maryland due to thigh bruise
- ✓ Rushed for a team-best 62 yards, including a two-yard touchdown, against JMU
- ✓ Opened the season strong vs. Marshall, as he rushed for more than 100 yards (123) for just the second time ever
- ✓ Two rushing touchdowns against Herd gave him consecutive games with multiple rushing touchdowns

2011 (Jr.)

- ✓ Ranked No. 2 in the BIG EAST in scoring TDs (6.0 ppg)
- ✓ Averaged one TD every 7.7 rushes in 10 games played
- ✓ Scored winning touchdown in last two of the last three games (at Cincinnati, vs. Pitt)
- ✓ Scored two rushing touchdowns, including the go-ahead TD late in the fourth quarter against Pitt
- ✓ Scored two touchdowns in four games is

Shawne Alston



- ✓ Earned the starting nod at Cincinnati
- ✓ Scored winning touchdown at Cincinnati with one-yard power rush up the middle
- ✓ Scored two rushing TDs against Louisville, becoming the first Mountaineer to score two rushing TDs in back-to-back games since Ryan Clarke in 2010
- ✓ Had a career day in a tough win at Rutgers, netting a career-best 110 rushing yards on a season-high 14 attempts for two touchdowns; first 100-yard rushing game of his career
- ✓ Opened WVU's scoring at RU with a career long 52-yard rushing score
- ✓ Netted 46 rushing yards at Syracuse, including a one-yard TD
- ✓ Had a strong day against Bowling Green and scored first career rushing touchdowns
- ✓ Saw significant time against LSU and earned 14 yards off four carries
- ✓ Saw first action of season at Maryland and ran six times for 20 yards
- ✓ Converted two third-down rushing attempts at Maryland

2010 (So.)

- ✓ Played in all 13 games
- ✓ Team's third-leading rusher (248 yards)
- ✓ Saw first extended action against UNLV, running six times for 32 yards

- ✓ Season-high 75 yards on 17 carries with a long of 23 against Cincinnati
- ✓ Collected 71 yards on 16 carries at Pitt with a long run of 19

2009 (Fr.)

- ✓ Saw limited action in five games, finishing with six carries for 18 yards with a long of eight, all at Syracuse.

High School:

- ✓ Coached by Bill Dee at Phoebus High
- ✓ As a senior, rushed for 2,278 yards and scored 34 touchdowns, including 971 yards and 10 touchdowns in the state playoffs
- ✓ AP Group AAA first-team all-state
- ✓ Newport News Daily Press Offensive Player of the Year
- ✓ Led Phoebus to a 14-0 record and its second consecutive state title
- ✓ One of only two Peninsula District players to ever rush for more than 2,200 yards in a single season

Personal

- ✓ Birthday is Nov. 3
- ✓ Son of Asha Alston
- ✓ Graduated with a bachelor's degree in criminology and investigations.
- ✓ Garrett Ford Academic Honor Roll
- ✓ Big East Academic All-Star



Alston's Rushing Statistics

Year	Games	Att.	Yards	Avg.	TD	Long
2012	8	75	386	5.1	7	21
2011	11	97	416	4.3	12	52
2010	13	56	248	4.4	0	23
2009	5	6	18	3.0	0	8
Totals	37	234	1,068	4.6	19	52

1 Tavon Austin

WR, 5-9, 171, Sr.
Baltimore, Md.



2012 (Sr.)

- ✓ Three-year starter at receiver
- ✓ Moved to inside receiver in 2011 spring
- ✓ Played in 52 career games and started 38
- ✓ WVU Special Teams Player of the Year
- ✓ Earned Paul Hornung Award for most versatile player in the nation
- ✓ Named Jet Award Return Specialist winner
- ✓ Earned Big 12 Conference Co-Special Teams Player of the Year
- ✓ Named a semifinalist for Biletnikoff Award
- ✓ Named 2012 First-Team All-American (All-Purpose) by the American Football Coaches Association and Associated Press
- ✓ Named 2012 First-Team All-American (All-Purpose) by CBSSports.com and second team wide receiver
- ✓ Named second-team All-American (WR) by Walter Camp Football Foundation
- ✓ Earned first team All-America (All-Purpose) by CBSSports.com and FoxSports.com and second team (WR) by CBSSports.com
- ✓ Earned All-Big 12 Conference first-team honors as a kick returner (coaches, CBSSports.com)
- ✓ Earned All-Big 12 Conference first-team honors as a wide receiver (coaches, ESPN.com and second team by the AP)
- ✓ First player in NCAA history to finished with more than 3,000 career receiving yards and rush for more than 1,000 yards
- ✓ Earned All-Big 12 Conference first-team honors as an all-purpose player (Associated Press, CBSSports.com)
- ✓ Only Mountaineer in WVU history to score a touchdown four different ways in one season (catch, rush, kick and punt return)
- ✓ Passed Avon Cobourne (5,623) and Noel Devine (5,761) and set WVU career all-purpose yards record with 233 yards vs. Kansas State; record stands at 7,286

- ✓ Passed Jock Sanders (206) and set WVU career reception record with 13 catches in Maryland win; the record stands at 288
- ✓ Passed David Saunders (2,608) and set WVU career receiving yards record with 215 yards in Baylor win; the record stands at 3,413
- ✓ Set WVU single-game record with 14 catches in Baylor win
- ✓ Passed Avon Cobourne (5,623) and Noel Devine (5,761) and set WVU career
- ✓ With 101 receiving yards vs. TCU, passed 3,000 yards for his career; ended career at 3,413
- ✓ Shattered the WVU single-game all-purpose yards record with a 572-yard performance vs. Oklahoma; previous record stood since 1965 (Garrett Ford, Sr., 356 vs. Pitt)
- ✓ His 572-yard showing was the best performance in the FBS in 2012 and six-yards short of the single-game record
- ✓ Set the WVU single-game rushing record with 344 yards vs Oklahoma; previous record stood since 2004 (Kay-Jay Harris, 337 vs. East Carolina)
- ✓ His 344-yards rushing vs. OU was the third best FBS performance in 2012
- ✓ With 187 all-purpose yards vs. Kansas, topped his own record from 2011 (2,574) and set WVU season record; mark stands at 2,910
- ✓ Finished WVU career at No. 2 on the career touchdown reception chart behind Stedman Bailey with 29 scores
- ✓ With a 75-yard touchdown catch at Iowa State, moved to No. 2 on the WVU season chart with 12 TDs, a personal-best mark
- ✓ Finished career with 100+ receiving yards in 13 games, including six of the last 12, and ranks No. 2 on the WVU all-time chart
- ✓ Had a 100-yard receiving game in nine of the Mountaineers' last 17 contests
- ✓ Caught at least one touchdown in 10 of the last 14 games
- ✓ Ended season tops in the Big 12 in all-purpose yards (223.8 ypg) and receptions per game (8.8), and No. 3 in receiving yards (99.2 ypg)
- ✓ Ended 2012 No. 3 in Big 12 in scoring TDs (8.0avg./g) and No. 9 in scoring (8.0 pts./g)
- ✓ Finished season ranked No. 2 nationally in all-purpose yardage, No. 3 in receptions per game and No. 13 in receiving yards
- ✓ Finished his career tied for No. 3 in nation with at least one catch in 42 straight games
- ✓ His 288 career catches and 7,284 all-purpose yards ranks No. 1 among all active players, while, his 3,413 receiving yards rank No. 2 and his 29 touchdown receptions ranks No. 3

- ✓ Tallied 150 all-purpose yards in career finale vs. Syracuse in the Pinstripe Bowl
- ✓ Memorable final outing at Milan Puskar Stadium, finishing with a game-best 187 all-purpose yards, including 110 yards receiving on four catches; day also included a one-yard rushing touchdown
- ✓ Stellar at Iowa State, finishing with a game-best 261 all-purpose yards, including a career-best 75-yard touchdown reception
- ✓ Absolutely outstanding vs. Oklahoma, finishing with a Big 12 and WVU record 572 all-purpose yards
- ✓ Rushed for a school-record 344 yards vs. OU, becoming only the second Mountaineer ever to gain 300 or more yards on the ground
- ✓ Performance vs. the Sooners included two rushing touchdowns and a career-long rush of 74 yards, the team's longest rush of the season



- ✓ Passed 6,000 career all-purpose yards with 125-yards at Oklahoma State; including a 17-yard TD reception and 11 catches
- ✓ Exceptional in double-overtime loss to TCU, scoring on a 43-yard touchdown pass and a 76-yard punt return for a TD, first one of his career
- ✓ Finished with a game-best 11 catches vs. TCU, giving him double-figure catches in all but one game in 2012
- ✓ Caught a team-best six catches, including a five-yard touchdown, against Kansas State
- ✓ Caught a game-best 10 catches for a team best 92 yards at Texas Tech
- ✓ Caught a game-best 10 passes for 102 yards, also a game high, and one touchdown at Texas; also netted 222 all-purpose yards
- ✓ Along with Bailey (303), became first pair of teammates since 2007 with 200-yard receiving in one game (215 vs. Baylor)
- ✓ Caught a school-record 14 catches for a career-best 215 yards and two touchdowns vs. Baylor; receiving-yards total is second-best mark in program history
- ✓ Along with Bailey (303) and J.D. Woods (114), gave WVU three 100-yard receivers vs. Baylor for the first time since Sept. 17, 2011
- ✓ Named Big 12 Conference Offensive Player of the week for the Maryland game
- ✓ Went for more than 100-yards receiving for the second straight game against Maryland; day included 13 catches and a game- and season-best three touchdown catches
- ✓ Went for more than 100-yards receiving against JMU on 11 catches
- ✓ Went for more than 100-yards receiving against JMU on 11 catches
- ✓ WVU had double 10-reception players against JMU (Austin with 11, Bailey with 13); first time since 1981
- ✓ Grabbed a team-best 10 catches for 53 yards and one touchdown against Marshall; also registered a game-long 70-yard run
- ✓ Has caught eight touchdown receptions in each of the last two seasons

2012 Notes (Punt/Kickoff Returns)

- ✓ Handled both punt and kickoff return duties
- ✓ No. 3 in the Big 12 Conference and No. 29 nationally in kickoff returns
- ✓ No. 2 in the Big 12 and No. 21 nationally in punt returns
- ✓ No. 1 in WVU career kickoff yardage and is tied for most kickoffs returned for a touchdown
- ✓ 2012 midseason Big 12 kickoff return specialist by *Phil Steele* and *CBSSports.com*

- ✓ Four kickoff returns in the Pinstripe Bowl for 75 yards with a long of 21 yards
- ✓ Two kickoff returns at Iowa State for 46 yards with a long of 29 yards. Also, one punt returns against the Cyclones for 42 yards.
- ✓ Eight kickoff returns for 146 yards vs. Oklahoma as he collected 572 all-purpose yards
- ✓ Fourth quarter punt return of 76 yards for a TD and one kickoff return for 34 yards vs. TCU
- ✓ Great game vs. K-State with six kickoff returns for 199 yards and a 33.2 avg
- ✓ Against K-State, he had his fourth kickoff return for a TD and second 100-yard return of his career
- ✓ Against K-State, he also had kickoff returns of 29 and 25 yards
- ✓ One kickoff return for 47 yards at Texas Tech
- ✓ Three kickoff returns at Texas for 111 yards (37.0 avg.), including returns of 44 and 67 yards
- ✓ Big 12 Conference Special Teams Player of the week for the Texas game (Oct. 6)
- ✓ Kickoff return of 44 yards set up WVU's first touchdown at Texas
- ✓ Strong day against Baylor with two kickoff returns for 72 yards. Long return went for 41 yards to go along with a 36.0 avg. per return
- ✓ Three punt returns vs. Maryland with a long of 17 yards
- ✓ Three punt returns for 19 yards against Marshall with a long of 14 yards
- ✓ One kickoff return for 35 yards vs. Marshall

2011 (Jr.)

- ✓ Started at wide receiver in 2010
- ✓ Moved to inside receiver during 2011 spring
- ✓ Handled kickoff and punt return duties
- ✓ Named first team All-American return specialist by *CBSSports.com* and *Phil Steele* and third team by *Associated Press*
- ✓ BIG EAST Special Teams Player of the Year West Virginia Offensive Player of the Year (coaching staff)
- ✓ First Team all-BIG EAST (*ESPN.com*, *Coaches*, *Phil Steele*) as a wide receiver and return specialist
- ✓ Named to *Yahoo! Sports*, *CBSSports.com* and *collegefootballnews.com*'s all-bowl teams as a wide receiver
- ✓ Named to *ESPN.com*'s all-bowl team as an all-purpose player
- ✓ Led the nation in all-purpose yardage, averaging 198.0 ypg
- ✓ Finished 2011 with 101 catches, a WVU single-season record

- ✓ One of two receivers to have 100 or more catches in BIG EAST Conference history
- ✓ One of four WVU receivers to finish with 1,000 or more receiving yards in a season (1,186)
- ✓ Ranked No. 8 in the NCAA, No. 2 in the BIG EAST, in receptions (7.8 p/g), and No. 23 in the nation, No. 3 in the BIG EAST, in receiving yards (91.2 yds/g)
- ✓ Also ranked No. 4 in the conference in scoring TDs (5.1 ppg)
- ✓ Ranked No. 6 nationally, No. 1 in the Big East, in punt returns (14.1) and No. 20 in kickoff returns (26.6)
- ✓ Caught an Orange Bowl and BCS record four touchdowns on 12 receptions, also a bowl record, in win over Clemson; his four TD catches were a WVU bowl and school record, while his 12 catches tied a school record
- ✓ Four TDs against Clemson were a career high and set WVU bowl record for points in a game (24)
- ✓ Finished with 123 receiving yards against Clemson, fifth 100-yard receiving game of the season and the seventh of his career
- ✓ Tallied a game-best and Orange Bowl record 280 all-purpose yards, including 117 on kick returns with a long return of 36 yards.
- ✓ Caught a game-best seven catches at USF; also netted a game-best 208 all-purpose yards
- ✓ Had a 90-yard kickoff return for a TD at USF second kickoff return for a TD on the season and third for his career
- ✓ Caught a game-best 10 passes for 102 yards, also a game best, in win over Pitt
- ✓ Caught a nine-yard pass to convert a critical fourth-and-six in fourth quarter on game-winning drive vs. Panthers
- ✓ Grabbed a game-best nine passes for 126 yards, also a game high, at Cincinnati; also had a game-best 249 all-purpose yards
- ✓ Three kickoff returns at Cincy for 67 yards, including a long of 28 yards and had three punt returns for 50 yards with a long of 26 yards
- ✓ Scored his second TD in as many games against Louisville with a 25-yard reception on game's opening drive
- ✓ Tallied a game-best 271 all-purpose yards in UofL game, including five kickoff returns for 161 yards with a long return of 39 yards
- ✓ Exploded for a game-best 163 all-purpose yards in tough conditions at Rutgers, including a career best 80-yard touchdown run, WVU's longest rush from scrimmage in 2011 and longest since Noel Devine scored on an 88 yard run against Pitt on Nov. 27, 2009



- ✓ Also tallied a game-best eight catches and 67 receiving yards for one score at Rutgers
- ✓ Has now scored a rushing and receiving TD against Rutgers in consecutive games
- ✓ Had 120 all-purpose yards at Syracuse, including 60 receiving yards on six catches
- ✓ Connected with Geno Smith on a 12-yard pass against UConn that sparked WVU's 23-point third quarter; finished with a team best seven catches
- ✓ Caught a game-high 11 passes for 187 yards, also a game- and career-best, against LSU; yardage was eighth-best single game total in WVU history
- ✓ Finished with 287 all-purpose yards against LSU, the sixth-best WVU single-game total and the No. 27 single-game mark in NCAA in 2011
- ✓ Six kickoff returns vs. LSU for 100 yards with a long of 26 yards
- ✓ Connected with Smith on a career long 72 yard reception against LSU
- ✓ Tallied a game-best 122 receiving yards on 11 receptions at Maryland

- ✓ One of three players to finish with over 100 yards receiving at Maryland, the first time three players have netted at least 100 yards on catches in WVU history and the first time since 1998 WVU has had multiple 100-yard receivers
- ✓ Six kickoff returns for 121 yards at Maryland with a long return of 27 yards
- ✓ Caught a team-best six passes and collected a game-high 193 all-purpose yards, including 82 receiving yards, against Norfolk State
- ✓ Connected on a three-yard pass with Smith vs. Norfolk State for first offensive TD of 2011
- ✓ Had a game-best 190 all-purpose yards in season-opening win over Marshall; including being one of only six Mountaineers to return a kickoff 100 yards for a touchdown

2010 (So.)

- ✓ Played in 13 games and started 11
- ✓ Named first team all-BIG EAST by rivals.com and second team by the BIG EAST coaches and Phil Steele
- ✓ Second on the team with 58 receptions for a team-leading 787 yards
- ✓ Led the team with eight receiving touchdowns 100 or more yards receiving against Maryland (106) and Rutgers (121)
- ✓ Five or more catches in eight games
- ✓ Season-high nine catches at Marshall and 121 yards against Rutgers
- ✓ Three multiple receiving touchdown games (Maryland, Cincinnati and Pitt)
- ✓ No. 4 in the BIG EAST in receptions. No. 5 in receiving yards and No. 8 in scoring touchdowns
- ✓ No. 2 on WVU's sophomore receiving yards list, No. 8 on WVU season reception chart and tied for No. 6 for receiving touchdowns in a season
- ✓ WVU Offensive Champion: Maryland, Cincinnati, Pitt, Rutgers
- ✓ 172 all-purpose yards against Maryland, including seven catches for 106 yards and two touchdowns
- ✓ Two touchdown catches for 83 yards with a season-long of 71 at Pitt
- ✓ Six receptions for a season-high 121 yards with a long of 43 against Rutgers
- ✓ 46-yard touchdown run against the Scarlet Knights
- ✓ Nine catches for 85 yards at Marshall
- ✓ Tied for the team lead with five receptions against NC State in the Champs Sports Bowl

2009 (Fr.):

- ✓ Played in all 13 games and started four (East Carolina, Auburn, Louisville and Pitt)
- ✓ Named to the all-BIG EAST freshman team by ESPN.com
- ✓ Long reception was a 58-yard touchdown grab against ECU
- ✓ No. 4 in the BIG EAST in kickoff return average and No. 35 nationally
- ✓ Nine kickoff returns, including a 98-yard return for a touchdown against UConn
- ✓ Tied for the third-best kickoff return average in a game (59.0 – 2/118) in BIG EAST history with his performance against Connecticut
- ✓ Collected 72 all-purpose yards at Rutgers, including one catch for nine yards and three kickoff returns for 63 yards, including a long of 26 yards
- ✓ Led off the Connecticut game with a 98-yard kickoff return for a touchdown, seventh-longest kickoff return in school history
- ✓ Career-high three catches for 27 yards with a long reception of 15 yards at Syracuse
- ✓ Scored his first career touchdown on a 58 yard reception against East Carolina



High School

- ✓ Coached by Lawrence Smith at Dunbar High in Baltimore
- ✓ Two-time Maryland Consensus Offensive Player of the Year
- ✓ Consensus first-team all-state
- ✓ Owns Maryland records for career points (790), touchdowns (123), total offensive yards (9,258) and rushing yards (7,962)
- ✓ Led Dunbar High to three consecutive Class 1A state titles
- ✓ As a senior, he rushed for 2,660 yards and scored 34 touchdowns on just 218 carries for a phenomenal 12.2 yards per carry average
- ✓ Also returned 12 punts for 446 yards and a pair of touchdowns

Personal:

- ✓ Birthday is March 15
- ✓ Son of Cathy Green
- ✓ One of four children
- ✓ Majoring in multidisciplinary studies

Austin's Receiving Statistics

Year	Game	No.	Yards	Avg.	TD	Long
2012	13	114	1,289	11.3	12	75
2011	13	101	1,186	11.7	8	72
2010	13	58	787	13.6	8	71
2009	13	15	151	10.1	1	58
Totals	52	288	3,413	11.9	29	75

Austin's Rushing Statistics

Year	Games	Att.	Yards	Avg.	TD	Long
2012	13	72	643	8.9	3	74
2011	13	16	182	11.4	1	80
2010	13	16	162	10.1	1	46
2009	13	6	47	7.8	1	19
Totals	52	110	1,033	9.4	6	80

Austin's Reception Breakdown

Year	20-40	41-60	61-80	81-100	TD	Long
2012	8	7	1	0	12	75
2011	17	2	1	0	8	72
2010	9	2	1	0	8	71
2009	0	1	0	0	1	58
Totals	34	12	3	0	29	75

Austin's Kickoff Return Statistics

Year	Kickoff Returns	Yards	Avg.	TD	Long
2012	32	813	25.4	1	100
2011	36	938	26.1	2	100
2010	12	230	19.2	0	50
2009	17	426	25.1	1	98
Totals	97	2,407	24.8	4	100

Austin's Punt Return Statistics

Year	Punt Returns	Yards	Avg.	TD	Long
2012	15	165	11.0	1	76
2011	19	268	14.1	0	64
Totals	34	433	12.7	1	76

2012 Game-By-Game

Opponent	No.	Yards	Avg.	TDs	Long
Marshall	10	53	5.3	1	15
James Madison	11	113	10.2	1	35
Maryland	13	179	13.8	3	44
Baylor	14	215	15.4	2	52
at Texas	10	102	10.2	1	40
at Texas Tech	10	92	9.2	0	38
Kansas State	6	34	5.7	1	13
TCU	11	101	9.2	1	43
at Oklahoma State	11	79	7.2	1	17
Oklahoma	4	82	20.5	0	41
at Iowa State	6	99	16.5	1	75
Kansas	4	110	27.5	0	44
vs. Syracuse	4	30	7.5	0	13
Totals	114	1,289	11.3	12	75

2011 Game-By-Game

Opponent	No.	Yards	Avg.	TDs	Long
Marshall	3	32	10.67	0	20
Norfolk State	6	82	13.67	1	45
at Maryland	11	122	11.09	0	47
LSU	11	187	17.0	0	72
Bowling Green	4	67	16.75	0	32
UConn	7	74	10.57	1	21
at Syracuse	6	60	10.0	0	16
at Rutgers	8	67	8.38	1	20
Louisville	7	90	12.86	1	25
at Cincinnati	9	126	14.0	0	39
Pitt	10	102	10.2	0	25
at USF	7	54	7.71	0	30
vs. Clemson	12	123	10.25	4	37
Totals	101	1,186	11.7	8	72

2010 Game-By-Game Receptions

Opponent	No.	Yards	Avg.	TDs	Long
Coastal	5	90	18.0	0	33
at Marshall	9	85	9.4	0	21
Maryland	7	106	15.1	2	29
at LSU	3	33	11.0	0	17
UNLV	3	52	17.3	0	41
USF	5	47	9.4	0	29
Syracuse	5	32	6.4	1	11
at UConn	5	41	8.2	0	14
Cincinnati	2	42	21.0	2	32
at Louisville	1	25	25.0	0	25
at Pitt	2	83	41.5	2	71
Rutgers	6	121	20.2	1	43
NC State	5	30	6.0	0	14
Totals	58	787	13.6	8	71

2009 Game-By-Game Receptions

Opponent	No.	Yards	Avg.	TDs	Long
Liberty	1	3	3.0	0	3
East Carolina	2	59	29.5	1	58
at Auburn	1	5	5.0	0	5
Colorado	1	9	9.0	0	9
at Syracuse	3	27	9.0	0	15
Marshall	1	-5	0	0	0
UConn	0	0	0	0	0
at USF	1	13	13.0	0	13
Louisville	0	0	0	0	0
at Cincinnati	0	0	0	0	0
Pitt	3	12	4.0	0	9
at Rutgers	1	9	9.0	0	9
Florida State	1	19	19.0	0	19
Totals	15	151	10.1	1	58

2012 Game-By-Game Punt Returns

Opponent	No.	Yards	Avg.	Long
Marshall	3	19	6.3	14
James Madison	0	0	0.0	0
Maryland	3	22	7.3	17
Baylor	1	-1	0.0	0
at Texas	1	3	3.0	3
at Texas Tech	1	0	0.0	0
Kansas State	0	0	0.0	0
TCU	3	68	22.6	76
at Oklahoma State	2	12	6.0	11
Oklahoma	0	0	0.0	0
at Iowa State	1	42	42.0	42
Kansas	0	0	0.0	0
Syracuse	0	0	0.0	0
Totals	15	165	11.0	76

2012 Game-By-Game Kickoff Returns

Opponent	No.	Yards	Avg.	Long
Marshall	1	35	35.0	35
James Madison	1	8	8.0	8
Maryland	1	20	20.0	20
Baylor	2	72	36.0	41
at Texas	3	111	37.0	67
at Texas Tech	1	47	47.0	47
Kansas State	6	199	33.2	100
TCU	1	34	34.0	34
at Oklahoma State	2	20	10.0	20
Oklahoma	8	146	18.25	26
at Iowa State	2	46	23.0	29
Kansas	0	0	0.0	0
Syracuse	4	75	18.7	21
Totals	32	813	25.4	100

2011 Game-By-Game Punt Returns

Opponent	No.	Yards	Avg.	Long
Marshall	3	46	15.3	22
Norfolk State	3	86	29.0	64
at Maryland	0	0	0.0	0
LSU	0	0	0.0	0
Bowling Green	2	11	5.5	11
UConn	5	51	10.2	18
at Syracuse	2	23	11.5	14
at Rutgers	0	0	0.0	0
Louisville	0	0	0.0	0
at Cincinnati	3	50	16.6	26
Pitt	1	1	1.0	1
at USF	0	0	0.0	0
Clemson	0	0	0.0	0
Totals	19	268	14.1	64

2011 Game-By-Game Kickoff Returns

Opponent	No.	Yards	Avg.	Long
Marshall	2	119	59.5	100
Norfolk State	1	25	25.0	25
at Maryland	6	121	20.2	27
LSU	6	100	16.6	26
Bowling Green	1	19	19.0	19
UConn	1	31	31.0	31
at Syracuse	2	37	18.5	24
at Rutgers	0	0	0.0	0
Louisville	5	161	32.2	39
at Cincinnati	3	67	22.3	28
Pitt	1	0	0.0	0
at USF	3	141	47.0	90
Clemson	5	117	23.4	36
Totals	36	938	26.1	100

West Virginia Game Records

Receiving Yardage	Catches/Yards
Stedman Bailey vs. Baylor/2012.....	13/303
Stedman Bailey at Oklahoma State/2012.....	14/225
Tavon Austin vs. Baylor/2012.....	14/215
Chris Henry vs. Syracuse/2003.....	6/209
Stedman Bailey vs. Oklahoma/2012.....	13/205
Pat Greene vs. Pitt/1997.....	12/205
Rahsaan Vanterpool vs. Pitt/1994.....	9/205
David Saunders vs. Boston College/1996.....	8/191
Calvin Phillips vs. Cal State Fullerton/1988.....	5/190
Oscar Patrick vs. Penn State/1968.....	10/190
Shawn Foreman vs. Missouri/1998.....	11/189
Tavon Austin vs. LSU/2011.....	11/187
Zach Abraham vs. Pitt/1994.....	6/180
Tavon Austin vs. Maryland/2012.....	13/179

Receptions

Receptions	Catches/Yards
Stedman Bailey at Oklahoma State.....	14/225
Tavon Austin vs. Baylor/2012.....	14/215
Stedman Bailey vs. Oklahoma/2012.....	13/205
Stedman Bailey vs. Baylor/2012.....	13/303
J.D. Woods vs. Baylor/2012.....	13/114
Tavon Austin vs. Maryland/2012.....	13/179
Stedman Bailey vs. JMU/2012.....	13/173
Tavon Austin vs. Clemson/2012.....	12/123
Jock Sanders vs. Auburn/2009.....	12/115
David Saunders vs. Miami/1998.....	12/89
Shawn Foreman vs. Georgia Tech/1997.....	12/110
Pat Greene vs. Pitt/1997.....	12/205
Mickey Walczak vs. Syracuse/1981.....	12/84
Stedman Bailey vs. Kansas/2012.....	11/159
Tavon Austin at Oklahoma State/2012.....	11/79
Tavon Austin vs. TCU/2012.....	11/101
Tavon Austin vs. JMU/2012.....	11/113
Shawn Foreman vs. Missouri/1998.....	11/189
Tavon Austin vs. LSU/2011.....	11/187
David Saunders vs. Rutgers/1996.....	11/178
Tavon Austin vs. Maryland/2011.....	11/122
Tavon Austin at Texas/2012.....	10/102
Tavon Austin at Texas Tech/2012.....	10/92
Tavon Austin vs. Marshall/2012.....	10/53
Tavon Austin vs. Pitt/2011.....	10/102

All-Purpose Running

All-Purpose Running	Yards
Tavon Austin vs. Oklahoma/2012.....	572
Garrett Ford Sr. vs. Pitt/1965.....	356
Steve Slaton vs. Pitt/2006.....	345
Kay-Jay Harris vs. East Carolina/2004.....	337
Kerry Marbury vs. Temple/1971.....	323
Robert Gresham vs. Richmond/1969.....	312
Stedman Bailey vs. Baylor/2012.....	303
Dustin Garrison vs. Bowling Green/2011.....	295
Tavon Austin vs. LSU/2011.....	289
Tavon Austin vs. Baylor/2012.....	286
Rahsaan Vanterpool vs. Pitt/1994.....	284
Amos Zereoue vs. Syracuse/1998.....	282
Andrew Buie at Texas/2012.....	281

Tavon Austin vs. Clemson/2012	280
Avon Cobourne vs. East Carolina/2002	274
Tavon Austin vs. Louisville/2011	271
Tavon Austin at Iowa State/2012	261
Danny Buggs vs. William & Mary/1972	268
Amos Zereoue vs. Tulsa/1998.....	257
-- includes rushing, receiving, kickoff return and punt return yards	

West Virginia Season Records

Receiving Yards	Catches/Yards
Stedman Bailey/2012	114/1,622
Tavon Austin/2012	114/1,289
Stedman Bailey/2011.....	72/1,279
Tavon Austin/2011	101/1,186

Receptions	Catches/Yards
Tavon Austin/2012	114/1,289
Stedman Bailey/2012	114/1,622
Tavon Austin/2011	101/1,186
David Saunders/1998.....	77/883
Shawn Foreman/1997	77/928

All-Purpose Running	Rush/Rec/PR/KR/Yds
Tavon Austin/2012	643/1,289/165/813/2,910
Tavon Austin/2011	182/1,186/268/938/2,574
Steve Slaton/2006	1,744/306/0/0/2,104

Touchdown Receptions	
Stedman Bailey/2012	25
Tavon Austin/2012	12
Stedman Bailey/2011.....	12

Scoring (Position Player)	Points
Stedman Bailey/2012	150
Ira Errett Rodgers/1919.....	147
Steve Slaton/2005	114
Jim Braxton/1969.....	113
Steve Slaton/2007	108
Steve Slaton/2006	108
Pat White/2006.....	108
Amos Zereoue/1997	108
Kerry Marbury/1972.....	108
Tavon Austin/2012	104
Avon Cobourne/2002.....	102

Junior Receiving	Catches/Yards
Stedman Bailey/2012	114/1,622
Tavon Austin/2011	101/1,186
Shawn Foreman/1997	77/928

Senior Receiving	Catches/Yards
Tavon Austin/2012	114/1,289
David Saunders/1998.....	77/883

Senior Scoring	Points
Ira Errett Rodgers/1919.....	147
Charlie Baumann/1988.....	119
Kerry Marbury/1972.....	108
Tavon Austin/2012	104

West Virginia Career Records

Receptions	Yards/Catches
Tavon Austin/2009-12	3,413/288
Stedman Bailey/2010-12	3,218/210
Jock Sanders/2007-10.....	1,980/206
David Saunders/1995-98.....	2,608/191
Shawn Foreman/1995-98.....	2,347/169
Khori Ivy/1997-2000	2,402/160
Antonio Brown/1998-2001	1,905/155
Darius Reynaud/2005-07.....	1,550/133

Touchdown Receptions	
Stedman Bailey/2010-12	41
Tavon Austin/2009-12	29
Cedric Thomas/1976-80	23
Chris Henry/2003-04	22

Receiving Yards	Catches/Yards
Tavon Austin/2009-12	288/3,413
Stedman Bailey/2010-12	210/3,218
David Saunders/1995-98.....	191/2,608
Khori Ivy/1997-2000	160/2,402
Shawn Foreman/1995-98.....	169/2,347
Rahsaan Vanterpool/1993-96.....	126/2,022

100-Yard Receiving Games	
14.....	Stedman Bailey
13	Tavon Austin
9.....	David Saunders
7.....	Shawn Foreman

All-Purpose Yards	Rush/Rec/PR/KR Yards
Tavon Austin/2009-12	1,033/3,413/433/2,407 7,286
Noel Devine/2007-10.....	4,315/710/0/736..... 5,761
Avon Cobourne/1999-2002	5,164/459/0/0..... 5,623
Steve Slaton/2005-07	3,923/805/0/47 4,775
Amos Zereoue/1996-98 ...	4,086/374/0/168..... 4,628

Scoring (Position Player)	
Steve Slaton/2005-07	330
Ira Errett Rodgers/1915-19.....	313*
Pat White/2005-08.....	284
Avon Cobourne/1999-2002	252
Amos Zereoue/1996-98.....	252
Stedman Bailey/2010-12	246
Tavon Austin/2009-12	242
Jim Braxton/1968-70	206*
Noel Devine/2007-10.....	186
Rasheed Marshall/2001-04	144
Cedric Thomas/1976-80	144
Danny Buggs/1972-74.....	144
Kerry Marbury/1971-72.....	144

3 Stedman Bailey

WR, 5-10, 195, r-Jr.
Miami, Fla.



2012 (Sr.)

- ✓ Three-year starter at wide receiver
- ✓ Played in 39 career games and started 34
- ✓ Named one of three finalists for Biletnikoff Award
- ✓ Named first team All-America by Football Writers' Association of America, CBSSports.com, Phil Steele and SI.com and a second team selection by Walter Camp Football Foundation and FoxSports.com
- ✓ Earned All-Big 12 Conference first-team honors at wide receiver (coaches, Associated Press, ESPN.com, Phil Steele and CBS sports.com)
- ✓ His 25 touchdown receptions in 2012 tied for No. 2 (Randy Moss, Marshall, 1997) all-time in FBS history; record is 27 (Troy Edwards, La. Tech, (1998))
- ✓ Owns school record for consecutive 100-yard receiving games (5)
- ✓ Owns school record for most career 100-yard receiving games (14)
- ✓ Passed Cedric Thomas (23) and set WVU career touchdown reception record with five TDs vs. Baylor; record stands at 41
- ✓ Passed Chris Henry (209) and set WVU single-game receiving yards record with 303 yard performance in Baylor win
- ✓ With two touchdown receptions vs. Kansas, passed Michael Crabtree (Texas Tech, 22, 2007) and set Big 12 season record; mark stands at 25
- ✓ Matched WVU single-game record with 14 catches at Oklahoma State
- ✓ With 159 receiving yards vs. Kansas, passed 3,000 yards for his career; mark stands at 3,218
- ✓ Finished career ranked No. 2 on the WVU receiving yards list with 3,218 yards
- ✓ With eight catches vs. Syracuse, passed Jock Sanders (206, 2007-10) and moved into the No. 2 spot on the WVU career receptions chart with 210 catches
- ✓ Had a 100-yard receiving game seven times in 2012
- ✓ Had multiple-touchdown games seven times in 2012



- ✓ With 114 catches this season, he surpassed his combined season output from 2011 (72) and 2010 (24)
- ✓ With 25 TDs in 2012, he more than doubled his output from 2011 (12)
- ✓ Finished the year ranked No. 1 in Big 12 in receptions (8.8 per game), No. 2 in receiving yards (124.8 ypg) and No. 3 in all-purpose yards (137.0 ypg)
- ✓ Owned Big 12's No. 1 ranking in scoring TD (11.5 avg/g) in 2012 and ranked No. 2 in scoring (11.5 ppg)
- ✓ Finished the season ranked No. 3 nationally in scoring, receiving yards per game and receptions, and No. 25 in all-purpose
- ✓ His 41 career receiving touchdowns rank No. 1 among all active players in college football nationally, while his 3,218 receiving yards rank No. 4
- ✓ Concluded his WVU career with a two-touchdown performance vs. Syracuse in the Pinstripe Bowl
- ✓ Nabbed a game-best eight catches for 121 yards, also a game high

- ✓ Caught a game-best 11 catches for 159 yards, also a game high, and two touchdowns vs. Kansas
- ✓ Grabbed a game-best seven catches, including a six-yard touchdown, in win at Iowa State
- ✓ Grabbed a game-best 13 catches for a game best 205 yards vs. Oklahoma; night included four touchdowns, including three in the fourth quarter
- ✓ His 205-yard performance vs. the Sooners is tied for the fifth-best single-game mark in WVU history and is the third time in 2012 that he finished with 200-yards receiving in a game
- ✓ Had a career best and WVU record 14 catches at Oklahoma State, including a 37 yard touchdown, for 225 yards, the second-best mark at WVU
- ✓ Connected with Geno Smith on a 75-yard strike, at Oklahoma State, the longest non scoring catch of the Holgorsen era
- ✓ Netted a 25-yard touchdown catch in the second overtime against TCU
- ✓ Caught four passes against Kansas State
- ✓ Tallied team's only touchdown reception at Texas Tech on a first quarter, seven-yard connection
- ✓ Scored a game-best three touchdowns on just eight catches at Texas
- ✓ Along with Austin (215), became first pair of teammates since 2007 with 200-yard receiving in one game (303 vs. Baylor)
- ✓ Caught a career-best 13 catches for a school record 303 yards and five touchdowns, also a WVU best vs. Baylor
- ✓ His receiving-yards total vs. Baylor is the second best single-game output nationally of 2012, while his reception total is the second best single-game mark in program history
- ✓ Along with Austin (215) and J.D. Woods (114), gave WVU three 100-yard receivers vs. Baylor for the first time since Sept. 17, 2011
- ✓ Had six catches and 72 all-purpose yards in Maryland win
- ✓ Had 13 catches vs. JMU and three TDs
- ✓ WVU had double 10-reception players against JMU (Bailey 13, Austin 11) for the first time since 1981
- ✓ Nine receptions passes, including two TDs for a game-high 104 yards against Marshall

2011 (r-So.)

- ✓ First Team All-BIG EAST (Phil Steele, ESPN.com)
- ✓ Second Team all-BIG EAST (Coaches)



- ✓ Ended the year with 1,279 receiving yards, a WVU single-season mark
- ✓ Ranks No. 13 in the NCAA, No. 1 in the Big East, in receiving yards (98.4 yds./g); also tied for
- ✓ No. 52 in NCAA, No. 4 in the BIG EAST, in receptions (5.5 p/game)
- ✓ Also No. 3 in the BIG EAST in TD scoring (5.5 ppg)
- ✓ Named the BIG EAST Offensive Player of the Week on Oct. 10
- ✓ Set school record for consecutive 100-yard receiving games (5): Maryland, LSU, Bowling Green, UConn and Syracuse
- ✓ Paced team with 12 receiving touchdowns, averaging one TD on every 6.0 catches
- ✓ Caught five catches for 82 yards in Orange Bowl, including a six-yard touchdown
- ✓ Crucial in WVU's game-tying and game winning drives at USF, catching four combined passes for 55 yards, including a 26-yard reception on fourth-and-10 that put

- ✓ Named WVU's Offensive Player of the Week with 80 yards on three catches in win over Pitt, including a 63-yard touchdown reception, WVU's first score of the game
- ✓ Had his seventh 100-yard receiving game of season with 104 yards on six catches at Cincinnati
- ✓ Connected with Geno Smith on a 59-yard score at UC, the team's first TD of the day
- ✓ Had a game-best 118 yards on a career-best eight catches vs. Louisville
- ✓ Caught two TD passes against the Cards for his second multiple-score game of 2011
- ✓ Scored on a 9-yard grab at Rutgers
- ✓ Netted a game-best 130 receiving yards on seven catches at Syracuse
- ✓ Battled two SU defenders for ball and scored a spectacular 64-yard touchdown
- ✓ Exploded against UConn, catching a game best seven passes for a career-high 178 yards and two TDs
- ✓ Tallied an 84-yard TD reception, a career-long catch, against the Huskies, WVU's fifth-longest scoring reception from scrimmage in program history
- ✓ His 84-yard TD catch was WVU's longest since Tito Gonzales' 79-yard TD (from Pat White) vs. Oklahoma in the 2008 Fiesta Bowl
- ✓ Had a game-best 112 receiving yards on four catches against Bowling Green
- ✓ Caught a career-best eight passes for 115 yards against LSU
- ✓ Caught a 20-yard TD against LSU, the team's first score of game
- ✓ Caught a career-high eight passes for 113 yards in start at Maryland, including an 18 yard TD
- ✓ One of three players to finish with over 100 yards receiving at Maryland, the first time three players have netted at least 100 yards on catches in WVU history and the first time since 1998 WVU has had multiple 100-yard receivers
- ✓ Paced the team with a game-best 76 receiving yards in season-opening win over Marshall

2010 (r-Fr.)

- ✓ Played in 13 games and started nine
- ✓ Earned all-BIG EAST freshman honors by ESPN.com
- ✓ WVU Offensive Champion: Maryland, Cincinnati
- ✓ Fourth-leading receiver with 24 receptions for 317 yards, four touchdowns and a long of 32

- ✓ Made the first five receptions of his career, a season-high, at Marshall for a season-high 72 yards with a long of 30
- ✓ Four catches for 60 yards against Maryland, two touchdowns with a long of 26
- ✓ Four catches for 61 yards, including a 32-yard touchdown, tying his season-long catch, against NC State in the Champs Sports Bowl.

2009 (Fr.)

- ✓ Redshirted.

High School

- ✓ Coached by former Mountaineer Damon Cogdell at Miramar High
- ✓ Florida Class 6A first team all-state as a senior and second team as a junior
- ✓ No. 6-rated player in Broward County according to the South Florida Sun-Sentinel
- ✓ Caught 68 passes for 1,163 yards and 14 touchdowns

Stedman Bailey



Personal

- ✓ Birthday is Nov. 11
- ✓ Son of John Bailey and Tara Daniels
- ✓ Majoring in multidisciplinary studies
- ✓ Garrett Ford Academic Honor Roll

Bailey's Receiving Statistics

Year	Games	No.	Yards	Avg.	TD	Long
2012	13	114	1,622	14.2	25	87
2011	13	72	1,279	17.8	12	84
2010	13	24	317	13.2	4	32
Totals	39	210	3,218	15.3	41	87

Bailey's Reception Breakdown

Year	20-40	41-60	61-80	81-100	TD	Long
2012	18	4	1	1	25	87
2011	11	4	3	1	12	84
2010	6	0	0	0	4	32
Totals	34	8	4	2	41	87

West Virginia Game Records

Receiving Yardage	Catches/Yards
Stedman Bailey vs. Baylor/2012	13/303
Stedman Bailey at Oklahoma State/2012 ...	14/225
Tavon Austin vs. Baylor/2012	14/215
Chris Henry vs. Syracuse/2003	6/209
Stedman Bailey vs. Oklahoma/2012	13/205
Pat Greene vs. Pitt/1997	12/205
Rahsaan Vanterpool vs. Pitt/1994	9/205
David Saunders vs. Boston College/1996	8/191
Calvin Phillips vs. Cal State Fullerton/1988.....	5/190
Oscar Patrick vs. Penn State/1968.....	10/190
Shawn Foreman vs. Missouri/1998	11/189
Tavon Austin vs. LSU/2011	11/187
Zach Abraham vs. Pitt/1994	6/180
Tavon Austin vs. Maryland/2012.....	13/179
Tavon Austin vs. Maryland/2012.....	13/179
Antonio Brown vs. East Carolina/2000	6/179
Stedman Bailey vs. Connecticut/2011	7/178

Receptions	Catches/Yards
Stedman Bailey at Oklahoma State	14/225
Tavon Austin vs. Baylor/2012	14/215
Stedman Bailey vs. Oklahoma/2012	13/205
Stedman Bailey vs. Baylor/2012	13/303
J.D. Woods vs. Baylor/2012	13/114
Tavon Austin vs. Maryland/2012.....	13/179
Stedman Bailey vs. JMU/2012	13/173
Tavon Austin vs. Clemson/2012	12/123
Jock Sanders vs. Auburn/2009.....	12/115
David Saunders vs. Miami/1998.....	12/89
Shawn Foreman vs. Georgia Tech/1997	12/110
Pat Greene vs. Pitt/1997	12/205
Mickey Walczak vs. Syracuse/1981	12/84
Stedman Bailey vs. Kansas/2012	11/159

All-Purpose Running	Yards
Tavon Austin vs. Oklahoma/2012	572
Garrett Ford Sr. vs. Pitt/1965.....	356
Steve Slaton vs. Pitt/2006	345
Kay-Jay Harris vs. East Carolina/2004.....	337



Stedman Bailey

Kerry Marbury vs. Temple/1971.....	323
Robert Gresham vs. Richmond/1969	312
Stedman Bailey vs. Baylor/2012	303
Dustin Garrison vs. Bowling Green/2011.....	295
Tavon Austin vs. LSU/2011	289
Tavon Austin vs. Baylor/2012	286
Rahsaan Vanterpool vs. Pitt/1994	284

West Virginia Season Records

Receiving Yards	Catches/Yards
Stedman Bailey/2012	114/1,622
Tavon Austin/2012	114/1,289
Stedman Bailey/2011	72/1,279
Tavon Austin/2011	101/1,186

Receptions	Catches/Yards
Tavon Austin/2012	114/1,289
Stedman Bailey/2012	114/1,622
Tavon Austin/2011	101/1,186
David Saunders/1998	77/883
Shawn Foreman/1997	77/928

Touchdown Receptions

Stedman Bailey/2012	25
Tavon Austin/2012	12
Stedman Bailey/2011	12
Darius Reynaud/2007.....	12
Chris Henry/2004.....	12

Scoring (Position Player) Points

Stedman Bailey/2012	150
Ira Errett Rodgers/1919.....	147
Steve Slaton/2005	114

Junior Receiving..... Catches/Yards

Stedman Bailey/2012	114/1,622
Tavon Austin/2011	101/1,186
Shawn Foreman/1997	77/928

Junior Scoring..... Points

Stedman Bailey/2012	150
Jim Braxton/1969.....	113
Tyler Bitancurt/2011	109

West Virginia Career Records**Receptions Yards/Catches**

Tavon Austin/2009-12	3,413/288
Stedman Bailey/2010-12	3,218/210
Jock Sanders/2007-10.....	1,980/206

Touchdown Receptions

Stedman Bailey/2010-12	41
Tavon Austin/2009-12	29

Receiving Yards Catches/Yards

Tavon Austin/2009-12	288/3,413
Stedman Bailey/2010-12	210/3,218
David Saunders/1995-98.....	191/2,608

100-Yard Receiving Games

14	Stedman Bailey
13.....	Tavon Austin

Scoring (Position Player)

Steve Slaton/2005-07	330
Ira Errett Rodgers/1915-19.....	313*
Pat White/2005-08.....	284
Avon Cobourne/1999-2002	252
Amos Zereoue/1996-98.....	252
Stedman Bailey/2010-12	246

2012 Game-By-Game Receptions

Opponent	No.	Yards	Avg.	TDs	Long
Marshall	9	104	11.6	2	32
James Madison	13	173	13.3	3	36
Maryland	6	55	9.2	0	15
Baylor	13	303	23.3	5	87
at Texas	8	75	9.4	3	16
at Texas Tech	6	56	9.3	1	16
Kansas State	4	34	8.5	0	13
TCU	2	30	15.0	1	25
at Oklahoma State	14	225	16.1	1	75
Oklahoma	13	205	15.8	4	40
Iowa State	7	82	11.7	1	27
Kansas	11	159	14.5	2	45
vs. Syracuse	8	121	15.1	2	59
Totals	114	1,622	14.2	25	87

2011 Game-By-Game Receptions

Opponent	No.	Yards	Avg.	TDs	Long
Marshall	5	76	15.2	1	28
Norfolk State	2	40	20.0	0	40
at Maryland	8	113	14.1	1	34
LSU	8	115	14.4	1	20
Bowling Green	4	112	28.0	0	33
UConn	7	178	25.4	2	84
at Syracuse	7	130	18.6	1	64
at Rutgers	2	51	25.5	1	32
Louisville	8	118	14.8	2	46
at Cincinnati	6	104	17.3	1	59
Pitt	3	80	26.7	0	63
at USF	7	80	11.4	0	26
vs. Clemson	5	82	16.4	1	30
Totals	72	1,279	17.8	12	84

2010 Game-By-Game Receptions

Opponent	No.	Yards	Avg.	TDs	Long
at Marshall	5	72	14.4	0	30
Maryland	4	60	15.0	2	26
at LSU	1	5	5.0	1	5
UNLV	1	17	17.0	0	17
USF	2	41	20.5	0	32
at UConn	4	36	9.0	0	20
at Pitt	1	9	9.0	0	9
Rutgers	2	16	8.0	0	11
NC State	4	61	15.3	1	32
Totals	24	317	13.2	4	32

60 John Bassler

OL, 6-4, 308, r-Sr.
New Windsor, Md.



2012 (r-Sr.)

- ✓ Played in six games
- ✓ Added depth at center
- ✓ Used on special teams

2011 (r-Jr.)

- ✓ Played in eight games
- ✓ Provided depth at center
- ✓ Also used on special teams

2010 (r-So.)

- ✓ Played in all 13 games
- ✓ Saw action on more than 55 plays on the offensive line
- ✓ Also saw action on special teams



2009 (r-Fr)

- ✓ Saw limited action, seeing time in four games
- ✓ Used on more than 20 plays as a member of the backup line

2008 (Fr.)

- ✓ Redshirted

High School

- ✓ Coached by Bill Hyson at Francis Scott Key High
- ✓ Third team all-state
- ✓ Two-time all-Monocacy Valley Athletic League on offense and defense
- ✓ Named as an offensive lineman to play in the Super 22 all-star game, featuring the best players from the Baltimore metro area

Personal

- ✓ Birthday is Jan. 26
- ✓ Son of Bob and Carol Bassler
- ✓ One of two children
- ✓ Majoring in industrial math and statistics
- ✓ Garrett Ford Academic Honor Roll
- ✓ BIG EAST Academic All-Star

40 Tyler Bitancurt

K, 6-1, 203, r-Sr.
Springfield, Va.



2012 (r-Sr.)

- ✓ Four-year starting kicker
- ✓ Played in 52 career games
- ✓ No. 2 on WVU's career kick scoring list (357)
- ✓ No. 2 on WVU's career PAT made list (207)
- ✓ No. 5 on WVU's career field goals made list (50/73)
- ✓ Handled kickoffs and punts in 2012
- ✓ No. 6 in the Big 12 in PAT kicking
- ✓ No. 8 in the Big 12 in field goals per game and field goal percentage
- ✓ No. 10 in Big 12 in kick scoring and punting
- ✓ One field goal (30 yards) and 8-of-8 on PATs against Kansas for 11 points
- ✓ Solid day in the wind at Iowa State with field goals of 42, 44 and 35 yards, along with two PATs
- ✓ Nine kickoffs vs. Oklahoma for 554 yards and a 61.6 avg with two touchbacks
- ✓ Connected on field goals of 41 and 37 yards at Oklahoma State. Also punted five times against the Cowboys for a 47.8 avg.

Tyler Bitancurt



- ✓ Career-long 52-yard FG and 5-of-5 on PATs vs. TCU
- ✓ Two PATs at Texas Tech and punted four times for a 38.8 avg. and a long of 48 yards
- ✓ Converted on FGs of 37 and 41 yards at Texas, accounting for a season-high 12 points
- ✓ Hit 10-for-10 PATs vs. Baylor
- ✓ 11 kickoffs vs. Baylor for 671 yards (61.0 avg.)
- ✓ Connected on first field goal attempt in 2012 with a 37-yarder vs. Maryland; also kicked off five times vs. the Terps for 292 yards
- ✓ A perfect 6-of-6 on PATs vs. JMU
- ✓ Connected on 9-of-10 PATS in the season opener against Marshall for a total of nine points

2011 (r-Jr.)

- ✓ Tied for No. 36 nationally in field goals per game and was No. 7 in the Big East
- ✓ No. 28 nationally in scoring and No. 1 in Big East
- ✓ Hit on 16-of-22 field goals in 2011 with a long of 45 yards
- ✓ Set the Orange Bowl record with a perfect 10-for-10 on PATs
- ✓ Hit game-winning 28-yard field goal at USF as time expired; Totaled three field goals and scored 12 points

- ✓ Connected on a 28-yard field goal at Cincinnati and scored six total points
- ✓ Converted on a 27-yard field goal at Syracuse
- ✓ Scored 13 points three times in 2011 (Bowling Green, Maryland, Norfolk St.), which is his second-best single game total
- ✓ Connected on field goals of 31 and 33 yard against UConn and scored 11 total points
- ✓ Hit 2-for-2 field goals against Bowling Green with field goals of 30 and 45 yards, which tied his career long,
- ✓ Perfect 3-for-3 at Maryland with field goals of 35, 34, 21 yards to total 13 points
- ✓ Totaled 13 points vs. Norfolk State
- ✓ Field goals of 17 and 21 yards vs. Norfolk St.
- ✓ Converted on field goals of 27 and 43 yards vs. Marshall

2010 (r-So.)

- ✓ Ranked No. 7 on WVU's career kick scoring (151), career extra points made (82) and tied for No. 8 on WVU's career field goal made (23) lists
- ✓ Tied for No. 1 in the Big East in PAT percentage, No. 7 in kick scoring, No. 8 in field goals per game and No. 10 in overall scoring
- ✓ Hit the game-winning field goal in overtime at Marshall
- ✓ WVU Special Teams Champion: Marshall

2009 (r-Fr.)

- ✓ All-Big East First Team by the league coaches, ESPN.com, The Sporting News, rivals.com and second team by Phil Steele
- ✓ Named to the All-Big East freshman team by The Sporting News, ESPN.com and rivals.com
- ✓ Made field goals of 40 yards or more five times
- ✓ His 13 field goals tied him for No. 10 on WVU single-season chart
- ✓ No. 11 on WVU's single-season extra point made list
- ✓ No. 10 on the school's season kick scoring list
- ✓ No. 5 in the Big East in kick scoring and No. 10 in overall scoring (6.2)
- ✓ Tied for No. 5 in BIG EAST in field goal made per game (1.00) and No. 3 in PAT percentage
- ✓ BIG EAST Special Teams Champion: Liberty, Pitt
- ✓ WVU Special Teams Champion: Liberty, Pitt
- ✓ Connected on a career-high four field goals against Pitt, including game-winner as time expired

- ✓ Four field goals tied the Milan Puskar Stadium record for most field goals in a game with his earlier game against Liberty

2008 (Fr.)
Redshirted

High School

- ✓ Coached by Bill Renner at West Springfield High
- ✓ All-state kicker as a senior
- ✓ Connected on 13-of-17 field goal attempts, including a 50-yarder
- ✓ Made 49-of-50 extra points
- ✓ His 13 field goals were the most in the state and tied him for the seventh most in a season in state history
- ✓ For his career, he finished with 15-of-20 field goals with a long of 50 yards, 107-of-108 extra point attempts, including consecutive streak of 70

Personal

- ✓ Birthday is Nov. 5
- ✓ Son of Mauro and Teresa Bitancurt
- ✓ One of two boys in his family
- ✓ Majoring in multidisciplinary studies
- ✓ Garrett Ford Academic Honor Roll

2012 Game-By-Game

Opponent	FGM/A	Pct.	Lg	XP/A	Pts.
Marshall	0/0	0.00	0	9/10	9
James Madison	0/0	0.00	0	6/6	6
Maryland	1/1	1.000	37	4/4	7
Baylor	0/1	0.00	0	10/10	10
at Texas	2/3	66.6	41	6/6	12
at Texas Tech	0/0	0.00	0	2/2	2
Kansas State	0/0	0.00	0	2/2	2
TCU	1/5	20.0	52	5/5	8
at Oklahoma State	2/2	1.000	41	4/4	10
Oklahoma	1/1	1.000	19	4/5	7
at Iowa State	3/4	75.0	44	2/2	11
Kansas	1/1	1.000	30	8/8	11
Syracuse	0/1	0.00	0	2/2	2
Totals	11/19	.578	52	64/66	97

2011 Game-By-Game

Opponent	FGM/A	Pct.	Lg	XP/A	Pts.
Marshall	2/2	1.000	43	4/4	10
Norfolk State	2/3	.667	21	7/7	13
at Maryland	3/3	1.000	35	4/4	13
LSU	0/0	0.000	0	3/3	3
Bowling Green	2/2	1.000	45	7/7	13
UConn	2/2	1.000	33	5/5	11
at Syracuse	1/1	1.000	27	2/3	5
at Rutgers	0/0	0.000	0	5/6	5
Louisville	0/2	0.000	0	5/5	5
at Cincinnati	1/3	.333	28	3/3	6
Pitt	0/0	0.00	0	3/3	3
at USF	3/4	.750	42	3/3	12
Clemson	0/0	0.00	0	10/10	10
Totals	16/22	73.0	45	61/63	109

2010 Game-By-Game

Opponent	FGM/A	Lg	XP/A	Pts.
Coastal	1/1	21	4/4	7
Marshall	3/4	34	1/1	10
Maryland	1/1	23	4/4	7
at LSU	0/2	0	2/2	2
UNLV	0/0	0	7/7	7
USF	2/2	27	2/2	8
Syracuse	0/0	0	2/2	2
at UConn	2/2	42	1/1	7
Cincinnati	0/0	0	5/5	5
at Louisville	1/2	43	2/2	5
at Pitt	0/0	0	5/5	5
Rutgers	0/1	0	5/5	5
NC State	0/2	0	1/1	1
Totals	10/17	43	41/41	71

2009 Game-By-Game

Opponent	FGM/A	Lg	XP/A	Pts.
Liberty	4/4	45	3/3	15
East Carolina	0/0	0	5/5	5
at Auburn	1/1	28	3/4	6
Colorado	0/0	0	5/5	5
at Syracuse	0/0	0	4/4	4
Marshall	1/1	32	3/3	6
UConn	0/1	0	4/4	4
at USF	1/1	33	2/2	5
Louisville	1/1	42	2/2	5
at Cincinnati	0/0	0	3/3	3
Pitt	4/4	43	1/1	13
at Rutgers	1/1	41	3/3	6
Fla. State	0/1	0	3/3	3
Totals	13/15	45	41/42	80

Bitancurt's Field Goals

Year	FG/A	Pct.	1/29	30/39	40/49	50/99	Lg
2012	11/19	57.8	1/1	5/7	4/7	1/4	52
2011	16/22	72.7	8/9	5/9	3/4	0/0	45
2010	10/17	58.8	5/6	3/4	2/7	0/0	43
2009	13/15	86.7	2/2	6/7	5/6	0/0	45
Totals	50/73	68.4	16/18	19/27	14/24	1/4	52

2012

FG SEQUENCE	West Virginia
Marshall	0
James Madison	0
Maryland	(37)
Baylor	50
at Texas	42, (37), (41)
at Texas Tech	0
Kansas State	0
TCU	50, (52), 43, 55, 36
at Oklahoma State	(41), (37)
Oklahoma	(19)
at Iowa State	(42), 46, (44), (35)
Kansas	(30)
Syracuse	36

2011

FG SEQUENCE	West Virginia
Marshall	(27), (43)
Norfolk State	35, (17), (21)
at Maryland	(35), (34), (21)
LSU	0
Bowling Green	(30), (45)
UConn	(31), (33)
at Syracuse	(27)
at Rutgers	0
Louisville	32, 23
at Cincinnati	(28), 39, 47
Pitt	0
at USF	38, (23), (42), (28)
Clemson	0

2010

FG SEQUENCE	West Virginia
Coastal Carolina.....	(21)
Marshall.....	(34),(33),45,(20)
Maryland.....	(23)
LSU.....	28,48
UNLV.....	-
USF.....	(27),(24)
Syracuse.....	-
Connecticut.....	(36),(42)
Cincinnati.....	-
Louisville.....	(43),41
Pitt.....	-
Rutgers.....	37
NC State.....	43,42

2009

FG SEQUENCE	West Virginia
Liberty.....	(38),(35),(45),(36)
ECU.....	-
Auburn.....	(28)
Colorado.....	-
Syracuse.....	-
Marshall.....	(32)
Connecticut.....	42
USF.....	(33)
Louisville.....	(42)
Cincinnati.....	-
Pitt.....	(20),(43),(39),(43)
Rutgers.....	(41)
Florida State.....	33

Numbers in (parentheses) indicate FG was made.

57 Jeff Braun

OL, 6-5, 321, r-Sr.
Westminster, Md.

**2012 (r-Sr.)**

- ✓ Three-year starter who played in 50 career games and started 39
- ✓ Named All-Big 12 Conference Honorable Mention (AP)
- ✓ Saw action on 942 offensive plays during 2012
- ✓ Lead the offensive line with 62 knockdowns
- ✓ Earned the start at center vs. Syracuse in the Pinstripe Bowl and led the team with four knockdowns on 58 plays
- ✓ Paced team with five knockdowns on 67 plays vs. Kansas
- ✓ Team-best five knockdowns on 72 plays at ISU
- ✓ Registered a team-best six knockdowns on 82 plays vs. Oklahoma
- ✓ Had five knockdowns on 90 plays at Oklahoma State
- ✓ Netted five knockdowns on 90 plays vs. TCU
- ✓ Tallied a team-best three knockdowns on 59 plays vs. Kansas State
- ✓ Had three knockdowns on 43 plays at Texas Tech

- ✓ Second on team with four knockdowns at Texas; also saw time on 77 plays
- ✓ Saw time on 88 plays and tallied four knockdowns in Baylor win
- ✓ Had five knockdowns on 69 plays vs. Maryland
- ✓ Saw time on a team-high 74 offensive plays against JMU and earned five knockdowns
- ✓ Paced offensive line with action on 74 plays against Marshall and tallied eight knockdowns
- ✓ Named All-Big 12 Conference Honorable Mention(AP)
- ✓ Saw action on 942 offensive plays in 2012
- ✓ Lead the offensive line with 62 knockdowns
- ✓ Earned the start at center vs. Syracuse in the Pinstripe Bowl and led the team with four knockdowns on 58 plays
- ✓ Paced team with five knockdowns on 67 plays vs. Kansas
- ✓ Team-best five knockdowns on 72 plays at ISU
- ✓ Registered a team-best six knockdowns on 82 plays vs. Oklahoma
- ✓ Had five knockdowns on 90 plays at Okla. State
- ✓ Netted five knockdowns on 90 plays vs. TCU
- ✓ Tallied a team-best three knockdowns on 59 plays vs. Kansas State

- ✓ Had three knockdowns on 43 plays at Texas Tech
- ✓ Second on team with four knockdowns at Texas; also saw time on 77 plays
- ✓ Saw time on 88 plays and tallied four knockdowns in Baylor win
- ✓ Had five knockdowns on 69 plays vs. Maryland
- ✓ Saw time on a team-high 74 offensive plays against JMU and earned five knockdowns
- ✓ Paced offensive line with action on 74 plays against Marshall and tallied eight knockdowns

2011 (r-Jr.)

- ✓ Started at right tackle in 2010
- ✓ Moved to left guard after spring when Josh Jenkins was injured
- ✓ Has started every game at left guard in 2011
- ✓ Saw action on 66 plays at USF
- ✓ Tallied three knockdowns on 61 plays in Pitt win
- ✓ Had two knockdowns on 62 plays at Cincinnati
- ✓ Registered five knockdowns on 73 plays vs. Louisville; also saw time at center
- ✓ Recorded team-best knockdowns for second straight game, earning six at Rutgers on 68 plays
- ✓ Tallied team-best six knockdowns on 65 plays at Syracuse
- ✓ Two knockdowns on 72 plays in UConn win
- ✓ Team-high five knockdowns on 65 plays against Bowling Green
- ✓ Four knockdowns on season-high 87 plays vs. LSU
- ✓ Three knockdowns on 82 plays at Maryland
- ✓ Four knockdowns on 65 plays against Norfolk State
- ✓ Two knockdowns on 64 plays against Marshall

2010 (r-So.)

- ✓ Started all 13 games at right tackle
- ✓ Led the offensive line with 49 knockdowns and was second with six thunderbolt blocks
- ✓ Named third team all-BIG EAST by Phil Steele
- ✓ WVU Offensive Champion: Cincinnati

2009 (r-Fr.)

- ✓ Played in 11 games
- ✓ Used as a backup at center and guard

2008 (Fr.):

- ✓ Redshirted.

High School

- ✓ Coached by Ken Johnson at Winters Mill High
- ✓ 2007 Maryland consensus all-state by the Associated Press
- ✓ Three-year, two-way starting center-defensive lineman
- ✓ Considered the best lineman outside the metro areas
- ✓ Finished with 57 tackles as a senior
- ✓ For his career, he finished with 127 tackles, seven sacks, four pass breakups and two fumble recoveries

Personal

- ✓ Birthday is November 30
- ✓ Son of Stacey and the late Jeff Braun, Sr.
- ✓ Graduated in December 2012 with a Regents Bachelor's of Arts Degree
- ✓ Athletic Director's Academic Honor Roll
- ✓ Big 12 Commissioner's Honor Roll
- ✓ Big East Academic All-Star

39 Nick Cadwell

S, 5-9, 192, r-Sr.
Leesburg, Va.



2012 (r-Sr.)

- ✓ Added depth at safety
- ✓ Saw action on special teams against Kansas

2011 (r-Jr.)

- ✓ Did not see any game action
- ✓ WVU Scout Team Champion: UConn

2010 (r-So.)

- ✓ Did not see any game action
- ✓ WVU Scout Team Champion: UNLV, Louisville

2009 (r-Fr.)

- ✓ Did not see any game action
- ✓ Scout team champion: Rutgers

2008 (Fr.): Redshirted

High School

- ✓ Lettered for Coach Wes Driskell at Heritage High
- ✓ Selected all-district and all-region
- ✓ Collected 126 tackles, including 60 solo stops and nine sacks as a senior



Nick Cadwell

- ✓ Broke 11 school records
- ✓ Finished with 218 career tackles

Personal

- ✓ Birthday is Nov. 7
- ✓ Son of Paul and Kris Cadwell
- ✓ Graduated in December 2012 with a bachelor's degree in business management
- ✓ Garrett Ford Academic Honor Roll
- ✓ Big 12 Commissioner's Honor Roll
- ✓ BIG EAST Academic All-Star

32
Ryan Clarke

*RB, 6-0, 231, r-Sr.
 Glen Burnie, Md.*



2012 (r-Sr.)

- ✓ Three-year starter at fullback
- ✓ Gave the Mountaineers a big, strong blocker
- ✓ Played in 49 games and started 16
- ✓ Earned start vs. Oklahoma and at Iowa State
- ✓ Earned first carry since Dec. 4, 2010, at Texas Tech
- ✓ Returned to the lineup at Texas after sitting out Baylor game with an injury
- ✓ Left the Maryland game early with injury

- ✓ Owns 16 career touchdowns, tops among all ball carriers

2011 (r-Jr.)

- ✓ Two-year starter at fullback
- ✓ Gives the Mountaineers a big, strong blocker
- ✓ Played in 12 games and started five
- ✓ Helped pave the way for the WVU offense to average 37.6 points per game and to finish with more than 4,500 passing yards and more than 6,100 total yards

2010 (r-So.)

- ✓ Played in 13 games and started four
- ✓ Ranked No. 18 in the BIG EAST in points responsible for and No. 19 in scoring
- ✓ WVU Offensive Champion: Cincinnati, Louisville
- ✓ Mountaineers' second-leading ground gainer, with 291 yards on 80 carries
- ✓ Scored a team-high eight rushing touchdowns
- ✓ Two multiple-touchdown games
- ✓ Long run of 23 yards against Marshall
- ✓ Season-high 65 yards on 15 carries against Maryland with a long of 13
- ✓ Seven carries for 29 yards against Cincinnati
- ✓ Three carries for 22 yards and a touchdown at Louisville
- ✓ Ran six times for 28 yards and scored two touchdowns at Pitt, with a long of 15
- ✓ Career-high three touchdowns in the season finale against Rutgers.

2009 (r-Fr.)

- ✓ Played in 12 games and started one
- ✓ WVU Offensive Champion: Cincinnati
- ✓ Mountaineers' third-leading rusher with 60 carries for 250 yards and eight touchdowns
- ✓ Also had two catches for 15 yards with a long reception of nine
- ✓ Second on the team in touchdowns scored (8) and third in scoring (48)
- ✓ Ranked No. 19 in the BIG EAST in rushing yards per game, No. 20 in scoring and No. 24 in total offense
- ✓ Collected a season-high 14 carries for 58 yards, a touchdown and a long run of 24 at Rutgers 10 carries for 29 yards against Pitt, biggest run of the game was the first down he converted in the fourth quarter on fourth down to set up the game-winning field goal
- ✓ Career-high 60 rushing yards and a touchdown at Cincinnati
- ✓ Finished with seven carries for 14 yards, two touchdowns and a six-yard catch at Syracuse

2008 (Fr.)

- ✓ Redshirted

High School

- ✓ Coached by Bill McGregor at DeMatha Catholic High
- ✓ Finished with 35 carries for 456 yards and six touchdowns as a senior
- ✓ First-team all-Washington, D.C. by all-DCSportsFan.com
- ✓ Helped DeMatha to a 10-2 record, the WCAC Conference championship and a No. 4 ranking in Washington D.C. by The Washington Post
- ✓ Also helped lead the Stags to state titles as a sophomore (11-2) and junior (12-0)

Personal

- ✓ Birthday is April 17
- ✓ Son of Greg and Dale Clarke
- ✓ Graduated in December 2012 with a bachelor's degree in multidisciplinary studies.


Clarke's Rushing Statistics

Year	Games	Att.	Yards	Avg.	TD	Long
2012	12	2	12	6.0	0	11
2011	12	0	0	0	0	0
2010	13	80	291	3.6	8	23
2009	12	60	250	4.2	8	37
Totals	49	142	553	3.9	16	37



4 Josh Francis

*LB, 6-1, 221, Sr.
Damascus, Md.*



2012 (r-Sr.)

- ✓ Played in 21 career games and started 13
- ✓ Named Big 12 Second Team (San Antonio Express News)
- ✓ Named Big 12 Conference Honorable Mention (AP)
- ✓ Tied for No. 44 nationally in tackles for loss
- ✓ Ranked fourth in the Big 12 in tackles for loss and No. 10 in sacks; also tied for No. 48 in total tackles
- ✓ Led WVU in tackles for loss (15) and was second in sacks (4.5)
- ✓ Had at least one tackle for loss in eight of 13 games
- ✓ Recorded five total tackles, including a career-high tying three assisted tackles, versus Syracuse
- ✓ Made one solo tackle and one assist against Kansas
- ✓ At Iowa State, made six total tackles, including four solo stops
- ✓ Registered one solo tackle versus Oklahoma
- ✓ Made four tackles, including one tackle for loss at Oklahoma State
- ✓ Registered a career high in tackles for loss (3.5) against TCU; also had 1.5 sacks and five tackles
- ✓ Notched one tackle for loss and two total tackles versus Kansas State
- ✓ Collected two solo stops at Texas Tech
- ✓ At Texas, set or tied career highs in solo tackles (6), assisted tackles (3) and total tackles (9); also had three tackles for loss
- ✓ Collected seven total tackles and matched a career high with six solo tackles versus Baylor; also had one tackle for loss
- ✓ Set career highs in solo tackles (6), sacks (2) and forced fumbles (1) versus Maryland; also collected two tackles for loss
- ✓ Had five tackles for loss against James Madison; also tallied 1.5 tackles for loss
- ✓ Registered three tackles, including a game high two tackles for loss



Josh Francis

2011 (Jr.)

- ✓ Saw action in eight games and started one
- ✓ Used primarily on special teams
- ✓ Finished with nine tackles, including seven solo stops
- ✓ Season-high four tackles, including three unassisted tackles against LSU
- ✓ Two solo stops against Bowling Green

Junior College

- ✓ Coached by Mark Duda at Lackawanna College
- ✓ Named a 2010 NJCAA first team All-American
- ✓ Named a "Super Sophomore" by The Sporting News
- ✓ Finished two-year career with 95 tackles, 13 sacks, accumulating 98 yards and 19 tackles for loss

High School

- ✓ Played for coach Dan Makosy at Damascus High (Md.)
- ✓ Helped lead Damascus to two state championships
- ✓ First team all-state selection as a senior
- ✓ Finished with 85 tackles, including 12 sacks

Personal

- ✓ Birthday is Nov. 30
- ✓ Son of Adrienne Francis
- ✓ Majoring in sociology and anthropology

Francis' Defensive Statistics

Year	GP	T	A	TT	TFL	Sacks	PBU	FF	FR
2012	13	40	17	57	15/52	4.5/33	0	1	0
2011	8	7	2	9	0	0	0	0	0
Totals	21	47	19	66	15	4.5	0	1	0

28 Terence Garvin

LB, 6-3, 223, Sr.
Baltimore, Md.



2012 (r-Sr.)

- ✓ Played in 47 career games and started 37
- ✓ Starter at the Star linebacker position
- ✓ After starting first two years at spur safety, moved to star linebacker position in new 3-4 defensive scheme
- ✓ Named Big 12 Conference Honorable Mention (AP)
- ✓ Finished No. 11 in program history in fumbles recovered (4)
- ✓ Tied nationally for No. 91 in sacks
- ✓ Ranks No. 27 in the Big 12 in total tackles and No. 9 in tackles for loss; also tied for No. 5 in sacks and No. 6 in fumbles recovered
- ✓ Led WVU in sacks (6) and tied for the team lead in fumbles recovered (2); also was second in tackles for loss (11.5), second in assisted tackles (30), third in solo tackles (47), third in total tackles (77), third in forced fumbles (2) and fourth in pass breakups (4)
- ✓ Against Syracuse, set or tied career highs in tackles for loss (3), sacks (2), forced fumbles (1), fumbles recovered (1) and pass breakups (1); set a season high with six solo tackles
- ✓ Made three solo tackles with one tackle for loss and a pass breakup against Kansas
- ✓ Had seven total tackles and one pass break up at Iowa State
- ✓ Against Oklahoma, had seven total tackles and 1.5 tackles for loss
- ✓ Recorded four solo stops with an interception at Oklahoma State
- ✓ Made four tackles vs. TCU with two solo stops
- ✓ Made four tackles against Kansas State, including three solo stops
- ✓ Made two tackles at Texas Tech

- ✓ Had seven tackles, including three solo stops, at Texas
- ✓ Against Baylor, set a career high with two sacks, had two tackles for loss and six total tackles
- ✓ Versus Maryland, tied career highs with one pass breakup and one fumble recovered; also had five total tackles and one tackle for loss
- ✓ Had eight total tackles, three assisted tackles and one tackle for loss versus James Madison; also had game-high tying one sack as well as team-and season-high five solo tackles
- ✓ Tied for game high with two tackles for loss against Marshall; also had a career high in assisted tackles (8) and season high in total tackles (12)
- ✓ His sack and forced fumble on Marshall quarterback Rakeem Cato led to a 43-yard fumble return for touchdown by Isaiah Bruce

2011 (Jr.)

- ✓ Started all 11 games in which he played, missing Cincinnati and Clemson
- ✓ Didn't play at Cincinnati with head injury; vs. Clemson with knee injury



- ✓ Ranked No. 13 in the BIG EAST in total tackles
- ✓ Ranked No. 4 on the team in sacks (3.5); tied for second on the team in interceptions (2)
- ✓ WVU Defensive Champion: Marshall
- ✓ Set career highs and had game-high honors against Pitt with nine solo tackles and 14 total tackles; also had a game-high five solo stops and one tackle for loss
- ✓ Tied for team high with six unassisted tackles against Louisville; fourth-leading total tackler with seven stops
- ✓ Recorded five tackles and one pass defended at Rutgers
- ✓ Had game, season and career highs in sacks and tackles for loss against UConn with 1.5 each; also had five total tackles
- ✓ Recorded six tackles, one interception, one tackle for loss and a game-high one sack against Bowling Green
- ✓ Recorded six tackles against LSU
- ✓ Had first career interception; returned for touchdown at Maryland
- ✓ Recorded a team-high six tackles against Norfolk State

2010 (So.)

- ✓ Started all 13 games
- ✓ Ranked No. 16 in the BIG EAST in tackles per game
- ✓ Named All-BIG EAST third team by Phil Steele
- ✓ WVU Defensive Champion: Coastal Carolina, USF, Louisville
- ✓ Finished with 76 total tackles, including 41 unassisted tackles, one sack, 4.5 tackles for loss, four pass breakups, one forced fumble and two fumble recoveries
- ✓ Collected five or more tackles in nine games
- ✓ Registered a season-high 10 tackles against Coastal Carolina, including four solo stops and assisted on a tackle for loss
- ✓ Assisted on seven tackles at Marshall and had a pass breakup
- ✓ Tied for the team-lead with seven tackles against UNLV, including four unassisted tackles, a pass breakup, assisted on a tackle for loss
- ✓ Finished with seven unassisted tackles against USF

2009 (Fr.)

- ✓ Played in 10 games
- ✓ Finished with 10 tackles for the season, including three unassisted tackles

High School

- ✓ Coached by Brian Abbott at Loyola Blakefield High
- ✓ Maryland Consensus all-state team as a defensive back
- ✓ Played in the Maryland Crab Bowl, the state's all-star game
- ✓ Made 32 tackles and intercepted two passes on defense
- ✓ Helped Loyola to three MIAA Class A Conference titles
- ✓ As a senior, he finished with 32 tackles, one forced fumble, one fumble recovery

Personal

- ✓ Birthday is Jan. 1
- ✓ Son of Terry and Pat Garvin
- ✓ Youngest of two children
- ✓ Majoring in multidisciplinary studies

Garvin's Defensive Statistics

Year	GP	T	A	TT	TFL	Sacks	PBU	FF	FR
2012	13	47	30	77	11.5/56	6/39	4	2	2
2011	11	43	29	72	5.5/13	3.5/5	3	0	0
2010	13	41	35	76	4.5/17	1/8	4	1	2
2009	10	3	7	10	0	0	0	0	0
Totals	47	134	101	235	21.5	10.5	11	3	4

77 Josh Jenkins

OL, 6-4, 291, r-Sr.
Parkersburg, W.Va.



2012 (r-Sr.)

- ✓ Played in 47 career games and started 37
- ✓ Three-year starter at left guard
- ✓ Played in 42 career games and started 37
- ✓ Was used on 846 of 998 offensive plays in 2012
- ✓ Finished season third on the team with 52.5 knockdowns
- ✓ Had three knockdowns on 58 plays vs. Syracuse in Pinstripe Bowl
- ✓ Earned three knockdowns on 67 plays vs. Kansas
- ✓ Tallied one knockdown on 72 plays at Iowa State
- ✓ Had four knockdowns on 81 plays vs. Oklahoma
- ✓ Had three knockdowns on 46 plays at Oklahoma State



- ✓ Paced the team with a season-best seven knockdowns on 90 plays against TCU
- ✓ Had a team-best three knockdowns on 62 plays against Kansas State
- ✓ Registered three knockdowns on 91 plays at Texas Tech
- ✓ Tallied a team-best seven knockdowns on 77 plays in Texas win
- ✓ Saw time on 88 plays against Baylor and had four knockdowns
- ✓ Saw action on 60 plays against Maryland and registered three knockdowns
- ✓ Saw time on a team-high 74 offensive plays against JMU and tallied a team-high six knockdowns
- ✓ Saw action in a team-high 74 plays and registered 5.5 knockdowns against Marshall

2011 (Sr.)

- ✓ Redshirted
- ✓ Sat out in 2011 after suffering left knee injury during spring

2010 (Jr.)

- ✓ Started all 11 games in which he played
- ✓ Named second team all-BIG EAST by rivals.com and Phil Steele
- ✓ Sustained a knee injury against Maryland and was out for the LSU and UNLV games
- ✓ Led the offensive line in thunderbolt blocks (7) and was third in knockdowns (42)

2009 (So.)

- ✓ Named third-team all-BIG EAST by Phil Steele
- ✓ Started all 13 games
- ✓ Had 10 thunderbolt blocks and 46 knockdowns

2008 (Fr.)

- ✓ Played in five games
- ✓ Saw action in the first five games before a knee injury against Rutgers sidelined him for the rest of the season
- ✓ Finished with five knockdowns



High School

- ✓ Coached by Bernie Buttrey at Parkersburg High
- ✓ USA Today first-team All-American
- ✓ Parade Magazine All-American team
- ✓ Three-time AAA first-team all-state selection
- ✓ First West Virginia player to play in the U.S. Army All-American Bowl
- ✓ Collected 158 pancake blocks
- ✓ Finished with 113 tackles, 15 tackles for loss, seven sacks and four fumble recoveries
- ✓ Helped lead the Big Reds to a 13-1 record and the AAA state championship in back-to-back seasons

Personal

- ✓ Birthday is Nov. 27
- ✓ Son of Deborah Johnson
- ✓ Graduated in December 2012 with a bachelor's degree in communications

91 J.B. Lageman

*DL, 6-3, 272, r-Sr.
Huntington, W.Va.*



2012 (r-Sr.)

- ✓ Played in 22 career games
- ✓ Saw action in 11 and started one during the 2012 season
- ✓ Started first career game against Kansas
- ✓ Assisted on one tackle versus Marshall

2011 (r-Jr.)

- ✓ Valuable depth player along the defensive front that has seen action in seven games
- ✓ Had one solo tackle at Syracuse
- ✓ Recorded one solo tackle against UConn
- ✓ Had career-high two tackles vs. Norfolk State

2010 (r-So.)

- ✓ Played in three games
- ✓ Finished with three tackles, including assisting on a tackle for loss against Coastal Carolina
- ✓ Assisted on a tackle against NC State in the Champs Sports Bowl

2009 (r-Fr.)

- ✓ Saw limited action
- ✓ Finished with a sack and a forced fumble

2008 (Fr.)

- ✓ Redshirted

High School

- ✓ Lettered for coach Zack Wilson at Huntington High
- ✓ Two-time Class 3A all-state selection
- ✓ Played in the North-South All-Star Game
- ✓ Earned all-state honors two years in wrestling
- ✓ Finished fourth in the state as a junior and third as a senior

Personal


- ✓ Birthday is Oct. 17
- ✓ Son of Joseph and Judy Lageman
- ✓ One of two children
- ✓ Majoring in history

Lageman's Defensive Statistics

Year	GP	T	A	TT	TFL	Sacks	PBU	FF	FR
2012	11	0	1	1	0	0	0	0	0
2011	7	2	2	4	0	0	0	0	0
2010	3	1	3	4	0.5	0	0	0	0
2009	1	1	0	1	1	1	0	1	0
Totals	22	4	6	10	1.5	1	0	1	0

24 Cecil Level

S, 6-3, 272, r-Sr.
Fayetteville, Ga.



2012 (r-Sr.)

- ✓ Played in 22 career games
- ✓ Former walk-on who earned scholarship after having productive 2011 season
- ✓ Started 2012 season at cornerback; moved to safety midway through season
- ✓ Played in 26 career games and started three
- ✓ Made two solo tackles, including one tackle for loss against Kansas
- ✓ Against Oklahoma, recorded first career tackle for loss and had first fumble recovery of career; also recorded three total tackles
- ✓ Had three solo stops at Oklahoma State
- ✓ Made first career start against TCU and set career highs in solo tackles (4), total tackles (5) and forced fumbles (1)
- ✓ Tied a career high with one assisted tackle at Texas
- ✓ Matched a season high with one solo tackle versus Baylor



- ✓ Recorded one tackle against Maryland
- ✓ Tied a career high with one assisted tackle versus James Madison
- ✓ Registered one tackle versus Marshall before leaving game with injury

2011 (r-Jr.)

- ✓ Played in all 13 games
- ✓ Standout on special teams
- ✓ WVU Special Teams Champion: Marshall, Norfolk State
- ✓ Had 11 tackles, including seven solo stops
- ✓ Registered two tackles against Marshall, at Maryland and against Connecticut

2010 (Jr.)

- ✓ Redshirted
- ✓ Sat out to meet transfer eligibility requirements
- ✓ WVU Defensive Scout Team Champion: Maryland, Louisville

WVU Tech

- ✓ Ranked No. 6 in WVIAC in tackles as a sophomore (65)
- ✓ Finished with 3.5 tackles for loss
- ✓ Started as true freshman, having 44 tackles, including 28 solos and two interceptions

High School:

- ✓ Played for Coach Tommy Web at Fayette County High
- ✓ Helped lead Fayette County to 11-1 record as a senior
- ✓ Advanced to second round of state playoffs
- ✓ Big Hit Award recipient

Personal:

- ✓ Birthday is July 8
- ✓ Son of Cecil and Deidra Level
- ✓ One of three children
- ✓ Graduated in December 2012 with a bachelor's degree in multidisciplinary studies

Level's Defensive Statistics

Year	GP	T	A	TT	TFL	Sacks	PBU	FF	FR
2012	13	15	3	18	2/8	0	0	1	1/0
2011	13	7	4	11	0	0	0	0	0
Totals	26	22	7	29	2/8	0	0	1	1

74
 Joe
 Madsen

OC, 6-4, 310, r-Sr.
 Chardon, Ohio



2012 (r-Sr.)

- ✓ Four-year starter at center
- ✓ Started all 50 games in which he played
- ✓ Owns most career starts on team
- ✓ Selected a quarterfinalist for the 2012 Rotary Lombardi National Award
- ✓ Named All-Big 12 Conference first-team selection (ESPN.com, CBSSports.com) and second team (coaches, AP)
- ✓ Was used on 932 of 998 offensive plays in 2012
- ✓ Finished the season with 48 knockdowns
- ✓ Earned four knockdowns on 67 plays vs. Kansas
- ✓ Played all 72 offensive snaps at Iowa State and registered two knockdowns
- ✓ Tallied five knockdowns on 82 plays vs. Oklahoma
- ✓ Had a team-best six knockdowns on 91 plays at Oklahoma State
- ✓ Registered four knockdowns on 90 plays vs. TCU
- ✓ Netted a team-best three knockdowns on 62 plays against Kansas State

- ✓ Led the team with five knockdowns at Texas Tech; saw time on 91 plays
- ✓ Earned three knockdowns and saw time on 77 offensive snaps at Texas
- ✓ Tallied a team-best seven knockdowns and saw time on 88 plays in Baylor win
- ✓ Earned time on 69 plays against Maryland and registered three knockdowns
- ✓ Saw time on a team-best 74 plays against JMU and registered one knockdown
- ✓ Saw action in a team-high 74 plays and earned five knockdowns against Marshall

2011 (r-Jr.)

- ✓ First Team All-BIG EAST (ESPN.com)
- ✓ Second Team All-BIG EAST (Coaches, Phil Steele)
- ✓ Has started all 37 games in which he played during his career
- ✓ Ranks second on the offense and has seen action on 863 plays this season
- ✓ Named WVU Offensive Player of the Week against Maryland



- ✓ Saw time on 66 plays at USF
- ✓ Had a team-high five knockdowns on 64 plays in Pitt win
- ✓ Had a team-best five knockdowns on 75 plays at Cincinnati
- ✓ Registered two knockdowns on 78 plays vs. Louisville
- ✓ Five knockdowns on 68 plays in Rutgers win
- ✓ Four knockdowns on 65 plays at Syracuse
- ✓ Five knockdowns on 77 plays against UConn
- ✓ Four knockdowns on 71 plays against BGSU
- ✓ Team-best seven knockdowns on season high 87 plays against LSU
- ✓ Four knockdowns on 68 plays against Norfolk State
- ✓ Team-high five knockdowns on 65 plays vs Marshall

2010 (r-So.)

- ✓ Started all 12 games in which he played
- ✓ Named first team all-BIG EAST by Phil Steele
- ✓ Awarded the WVU John Russell Award, team's best lineman
- ✓ Allowed only one sack
- ✓ Tied for second on the team with six thunderbolt blocks
- ✓ Fourth on the team with 33 knockdowns
- ✓ WVU Offensive Champion: UNLV, USF, Cincinnati

2009 (r-Fr.)

- ✓ Started all 13 games
- ✓ Named to the BIG EAST all-freshman team by The Sporting News, ESPN.com and rivals
- ✓ Selected for the WVU Gridiron Gladiator Award by the coaching staff
- ✓ WVU Offensive Champion: Syracuse
- ✓ Finished with seven thunderbolt blocks and 43 knockdowns
- ✓ Helped the Mountaineers produce a 1,000 yard rusher and a 2,000-yard passer

2008 (Fr.)

- ✓ Redshirted
- ✓ Offensive Scout Team Champion: Rutgers

High School

- ✓ Coached by Jim Dipofi at Chardon High
- ✓ Two-way starter at defensive tackle and offensive tackle
- ✓ Collected 59 total tackles, including 21 solo stops, five sacks and 18 tackles for loss

- ✓ Also had 16 assisted tackles, four forced fumbles and a fumble recovery
- ✓ Selected first-team all-Ohio guard

Personal

- ✓ Birthday is Sept. 1
- ✓ Son of Eric and Reta Madsen
- ✓ Youngest of four children
- ✓ Majoring in multidisciplinary studies

30 Donovan Miles

*RB, 6-1, 241, r-Sr.
Stafford, Va.*



2012 (r-Sr.)

- ✓ Four-year starter at center
- ✓ Moved from linebacker to fullback in the spring
- ✓ Gave the Mountaineers a big, strong blocker
- ✓ Has played in 21 career games
- ✓ Also used on special teams

2011 (r-Jr.)

- ✓ Played in 12 games
- ✓ Added depth at linebacker but used primarily on special teams
- ✓ Finished with 10 tackles
- ✓ Season-high three tackles, including two solo stops at Cincinnati
- ✓ Two tackles against Connecticut and Pitt

2010 (r-So.)

- ✓ Saw limited action before an ankle injury ended his season

2009 (r-Fr.)

- ✓ Saw limited time, playing in three games
- ✓ Used primarily on special teams

2008 (Fr.)

- ✓ Redshirted
- ✓ Defensive Scout Team Champion: East Carolina.

High School

- ✓ Coached by Jeff Berry at Brooke Point High
- ✓ Finished with 107 tackles, including eight sacks and 21 tackles for loss as a senior
- ✓ Two-time all-district and all-area performer

Personal

- ✓ Birthday is Aug. 7
- ✓ Son of Candise Downs
- ✓ Graduated in May 2012 with a bachelor's degree in criminology
- ✓ Garrett Ford Academic Honor Roll



6 Pat Miller

CB, 5-11, 191, Sr.
Birmingham, Ala.



2012 (Sr.)

- ✓ Started 11 games at boundary cornerback during the 2012 season
- ✓ Played in 48 career games and started 21
- ✓ Finished career No. 16 in program history with 17 pass breakups
- ✓ Led the team with nine pass breakups
- ✓ Made six total tackles and had one pass breakup against Syracuse

- ✓ Against Kansas, made one tackle for loss
- ✓ Established a career high with three pass breakups at Iowa State; also had two total tackles
- ✓ Recorded six solo stops at Oklahoma State
- ✓ Made two solo stops against TCU
- ✓ Recorded four total tackles, including three solo stops, against Kansas State
- ✓ At Texas Tech, tied a career high with two pass breakups and had four total tackles
- ✓ Tied a career high with two pass breakups at Texas; also recorded five total tackles and one tackle for loss
- ✓ Broke up a crucial fourth-down pass late in fourth quarter at Texas
- ✓ Versus Baylor, established a season high with seven solo tackles
- ✓ Against Maryland, tied for a game high and set a career high with two tackles for loss; also registered first career sack and had two tackles
- ✓ Tallied three solo stops versus James Madison
- ✓ Notched eight tackles versus Marshall and tied a career high with three assisted tackles; also had one pass breakup

2011 (Jr.)

- ✓ Started nine games at right corner
- ✓ Tied for No. 27 in the BIG EAST in total tackles
- ✓ Fifth-leading tackler for WVU with 64 tackles
- ✓ Tied for third on the team with 50 solo tackles; tied for second on the team with two interceptions
- ✓ Recorded second interception of season and had two tackles against Clemson
- ✓ Made one tackle and had a 52 yard interception return for a touchdown at USF
- ✓ Led team in solo stops with seven and tied for second on team in overall tackles (8) vs. Louisville
- ✓ Had four total tackles at Rutgers
- ✓ Recorded six total tackles at Syracuse
- ✓ Tied for game high with one forced fumble against UConn; also had five total tackles
- ✓ Tied for team high with five solo tackles against Bowling Green
- ✓ Tied for team high with five solo tackles against LSU
- ✓ Recorded seven total tackles against LSU
- ✓ Recorded a career-high 11 tackles at Maryland
- ✓ Had five tackles and one pass breakup against Norfolk State

- ✓ Recorded four solo tackles to go along with six total tackles against Marshall

2010 (So.)

- ✓ Played in 13 games and started two
- ✓ Used primarily in passing down packages
- ✓ Registered 20 tackles, including 14 solo stops, one tackle for loss and four PBUs
- ✓ Season-high four tackles against Maryland and had a pass breakup
- ✓ Tied for the team lead with seven tackles against UNLV, including five solo stops and a tackle for loss
- ✓ Registered five tackles, including four solo stops and a pass breakup against NC State in the Champs Sports Bowl

2009 (Fr.)

- ✓ Played in nine games
- ✓ Finished with two solo tackles and a pass breakup
- ✓ Finished with a solo tackle and a pass breakup against Colorado

High School

- ✓ Coached by Rush Propst for three years and Josh Niblett as a senior at Hoover High
- ✓ Earned Alabama State Sportswriters Association Class 6A honorable-mention all-state honors
- ✓ Birmingham News Alabama Top 24 (15)
- ✓ Tuscaloosa News Top 50 in Alabama (19)
- ✓ Played in Mississippi-Alabama all-star classic in Mobile, Ala.
- ✓ As a senior, he collected 64 tackles, four tackles for loss, four pass breakups, one forced fumble and a team leading five interceptions
- ✓ Helped lead Hoover to a 13-2 record, a No. 2 state ranking and advance to the 6A state championship game

Personal

- ✓ Birthday is May 21
- ✓ Son of Dale and Jean Miller
- ✓ Also has two brothers and a sister
- ✓ Graduated in December 2012 with a bachelor's degree in multidisciplinary studies

Miller's Defensive Statistics

Year	GP	T	A	TT	TEL	Sacks	PBU	FF	FR
2012	13	41	9	50	4/25	9	0	0	0
2011	13	50	16	66	1.5/1	3	2/58	1	0
2010	13	14	6	20	1/4	4	0	0	0
2009	9	2	0	2	0	1	0	0	0
Totals	48	107	31	138	6.5	17	2	1	0



80 Ryan Nehlen

*WR, 6-3, 205, r-Sr.
Morgantown, W.Va.*



2012 (Sr.)

- ✓ Played in 34 career games and started one
- ✓ Finished with seven catches for 37 yards, and a touchdown
- ✓ Had a career day at Oklahoma State, catching four passes for 26 yards, including a nine-yard touchdown
- ✓ Caught first receptions of 2012 against Kansas State and finished with a long of seven yards
- ✓ Finished with one catch against Kansas

2011 (r-Jr.)

- ✓ Added depth at wide receiver
- ✓ Given the Tom Nickolich Award, WVU's top walk-on
- ✓ Awarded scholarship after spring drills
- ✓ Used on special teams
- ✓ Caught one pass in two of the last five games
- ✓ Caught a career best 21-yard reception in UConn win
- ✓ Caught first career TD, a 15-yard strike, against Bowling Green; score came against team grandfather Don Nehlen once coached
- ✓ Saw playing time against LSU
- ✓ Caught first career catch, converting a third-down attempt with a huge 13-yard fourth quarter reception, at Maryland; catch kept drive alive and lead to victory-preserving field goal
- ✓ Earned first career start against Marshall

2010 (r-So.)

- ✓ Saw action in six games, primarily on special teams



Ryan Nehlen

2009 (r-Fr.)

- ✓ Saw limited action, appearing in two games

2008 (Fr.)

- ✓ Redshirted
- ✓ Offense Scout Team Champion: Connecticut

High School

- ✓ Four-year letterwinner and two-year starter for coach John Kelley at University High
- ✓ Earned first-team Class 3A all-state honors
- ✓ Had 16 touchdown receptions as a senior
- ✓ Helped lead University to a 11-2 record as a senior and 3A semifinals
- ✓ Class salutatorian

Personal


- ✓ Birthday is July 21
- ✓ Son of Dan and Janie Nehlen
- ✓ Father is WVU equipment manager
- ✓ Grandson of Hall of Fame WVU coach Don Nehlen
- ✓ Oldest of two children
- ✓ Graduated in December 2012 with a bachelor's degree in exercise physiology
- ✓ Garrett Ford Academic Honor Roll
- ✓ Dean's List
- ✓ President's List
- ✓ Big 12 Commissioner's Honor Roll
- ✓ Big East Academic All-Star

Nehlen's Receiving Statistics

Year	Games	No.	Yards	Avg.	TD	Long
2012	13	7	37	5.3	1	9
2011	13	5	64	12.8	1	21
2010	6	0	0	0	0	0
2009	2	0	0	0	0	0
Totals	34	12	101	8.4	2	21

50 Taige Redman

LB, 6-1, 228, Sr.
Keyser, W.Va.



2012 (Sr.)

- ✓ Played in all 13 games
- ✓ Used on special teams
- ✓ Finished with five tackles, including three unassisted tackles
- ✓ Also had 2.5 tackles for loss for nine yards
- ✓ Season-high two tackles, including 1.5 tackles for loss against Marshall



Taige Redman

- ✓ Assisted on a tackle at Texas
- ✓ Collected a tackle for loss against Kansas

2011 (r-So.)

- ✓ Played in 13 games
- ✓ Used primarily on special teams
- ✓ Finished with two tackles
- ✓ Registered a solo tackle against Bowling Green
- ✓ Defensive Scout Team Champion: Pitt

2010 (r-Fr.)

- ✓ Did not see any game action
- ✓ Defensive Scout Team Champion: Coastal Carolina, Louisville

2009 (Fr.)

- ✓ Redshirted
- ✓ Defensive Scout Team Champion: Syracuse

High School

- ✓ Two-time first-team all-state honoree
- ✓ Finished runner-up for the Sam Huff Award, given to the state's top linebacker
- ✓ Named area defensive co-player of the year
- ✓ Collected 325 tackles for his career, including 119 tackles as a senior, 56 solo, 12 for loss and eight sacks
- ✓ Had one interception return for a touchdown, forced four fumbles and ran back one of his

- four fumble recoveries for a touchdown
- ✓ Played in the North-South All-Star Game

Personal

- ✓ Birthday is Feb. 20
- ✓ Son of Barry Williams and Penny Redman
- ✓ One of 11 children
- ✓ Graduated in December 2012 with a bachelor's degree in criminology

**44
Corey
Smith**

*P/K, 6-0, 211, r-Sr.
Inwood, W. Va.*



2012 (r-Sr.)

- ✓ One of the team's punters
- ✓ Also used on kickoffs as well
- ✓ Played in 32 career games
- ✓ Finished with 10 punts for 426 yards, an average of 42.6 yards per punt, including three punts of 50 yards or more and placed two inside the opponent's 20-yard line
- ✓ Had 59 kickoffs for 3,564 yards, an average of 60.4 yards per kickoff and 15 touchbacks
- ✓ Five kickoffs in the snow during the Pinstripe Bowl for 282 yards and a 56.4 avg.
- ✓ Had 10 kickoffs vs. Kansas for 642 yards, five touchbacks and a 64.2 average
- ✓ Six kickoffs for 381 yards (63.5 avg.) and two touchbacks vs. TCU
- ✓ Three kickoffs at Texas Tech for 195 yards, two touchbacks and a 65.0 avg.
- ✓ Eight kickoffs at Texas for 436 yards
- ✓ One punt vs. Baylor for 45 yards
- ✓ Strong day punting vs. Maryland with seven punts for 312 yards, 44.6 avg, long of 54 yards and placed two punts inside the Terps' 20-yard line
- ✓ Eight kickoffs vs. JMU for 501 yards, and a 62.6 avg.
- ✓ Finished with 11 kickoffs against Marshall for 681 yards (61.9 avg) and three touchbacks
- ✓ One punt for 45 yards vs. Marshall

2011 (r-Jr.)

- ✓ Shared kickoff and punting duties
- ✓ Earned WVU Special Teams Player of the Week for his great comeback effort against Pitt with four punts for 229 yards and a 57.2 average



Corey Smith

- ✓ Five kickoffs at USF for a 65.2 avg. and one touchback
- ✓ Long punt against Pitt went for 62 yards, while placing two inside the 20, one inside the five
- ✓ Also kicked off four times against Pitt for 275 yards and a 68.8 average
- ✓ Five kickoffs for 323 yards and one touchback, averaging 64.6 yards per kick at Cincinnati
- ✓ Five kickoffs vs. Louisville for 331 yards and a 66.2 average
- ✓ Seven kickoffs in the snow at Rutgers for 367 yards and one touchback
- ✓ Five kickoffs vs. UConn for 321 yards (64.2 avg.)
- ✓ Eight kickoffs vs. Bowling Green for 464 yards, a 58.0 yard average
- ✓ Long punt of 58 yards vs. LSU
- ✓ Seven kickoffs at Maryland for 441 yards and a 63.0 average
- ✓ Ten kickoffs for 659 yards against Norfolk St. for a 65.9 average with one touchback
- ✓ Six kickoffs for 392 yards and a 65.3 average vs. Marshall with one touchback
- ✓ Long punt of 55 yards vs. Marshall
- ✓ In first career start, punted twice for 100 yards and a 50.0 average

2010 (r-So.)

- ✓ WVU Special Teams Champion: Pitt
- ✓ Kicked off 64 times for 3,984 yards, an average of 62.2 yards per kick

- ✓ Had eight kicks result in touchbacks, twice as many as the Mountaineers' produced the year before
- ✓ Averaged 64.5 yards on six kickoffs against Coastal Carolina in his first game as a Mountaineer
- ✓ Season-high eight kickoffs for 503 yards against UNLV, an average of 62.9 yards per kick and two touchbacks
- ✓ Averaged 65.0 yards a kick against Syracuse, at UConn and against Cincinnati

2009 (So.)

- ✓ Sat out to fulfill NCAA transfer eligibility requirements

2008 (Fr.)

- ✓ Played his freshman year at Alabama
- ✓ Saw limited action as a kicker

High School

- ✓ Played for coach Denny Price at Musselman High
- ✓ Earned all-state honors as both a place kicker and as a punter
- ✓ Averaged 39 yards per punt, while placing 16 of 31 kicks inside the opponent 20-yard line
- ✓ Hit 13-of-18 field goal attempts
- ✓ Set two state records as a senior, most field goals in a season and longest field goal (59)
- ✓ Won the national I player's combine as a punter

Personal

- ✓ Birthday is May 13
- ✓ Son of Winston and Denna Smith
- ✓ One of two children
- ✓ Graduated in May 2012 with a bachelor's degree in sport management
- ✓ Garrett Ford Academic Honor Roll
- ✓ Dean's List
- ✓ Big 12 Commissioner's Honor Roll
- ✓ Big East Academic All-Star

Smith's Punting Statistics

Year	Punts	Yards	Avg.	Lg	TB	FC	50+	I:20
2012	10	426	42.6	54	0	0	3	2
2011	26	1,032	39.7	62	0	1	9	6
Totals	36	1,458	40.5	62	0	1	12	8

Smith's Kickoff Statistics

Year	Kickoffs	Yards	Avg.	TB
2012	59	3,564	60.4	15
2011	73	4,577	62.7	5
2010	64	3,984	62.2	8
Totals	196	12,125	61.9	28

12 Geno Smith

QB, 6-3, 220, Sr.
Miami, Fla.



2012 (Sr.)

- ✓ Three-year starting quarterback who ended his career at 26-13 as a starter
 - ✓ Played in 44 career games, started 39 straight
 - ✓ West Virginia Offensive Player of the Year
 - ✓ Named a finalist for the Manning Award
 - ✓ Selected as a finalist for the Johnny Unitas Golden Arm Award
 - ✓ Selected as a semifinalist for the Davey O'Brien National Quarterback Award and the Maxwell Award
 - ✓ Named All-Big 12 Conference second-team selection by the coaches and AP
 - ✓ Set 33 West Virginia game, season, class and career records
 - ✓ Set six Milan Puskar Stadium records
 - ✓ With 260 passing yards vs. TCU, surpassed 10,000 yards for his career; ended career with 11,662 yards
 - ✓ Since 2010, he threw at least one touchdown pass in all but three games
 - ✓ Prior to an interception to open the third quarter vs. Kansas State, had set the NCAA season record for the most pass attempts without an interception at 272, breaking Trent Dilfer's (Fresno State) record of 271, set in 1993. The record has already fallen.
 - ✓ Until the third quarter of the Kansas State game, had thrown 327 straight passes with out an interception, streak dated back to fourth quarter of the 2011 USF win
 - ✓ Threw 48 touchdowns in last 14 straight games
 - ✓ Threw three or more touchdowns in six straight games (Orange Bowl - at Texas)
 - ✓ With 407 passing yards against Kansas, surpassed 4,000 for the season (4,205)
 - ✓ With 197 yards of total offense vs. Syracuse in the Pinstripe Bowl, passed himself (4,352 yards, 2011) and set WVU season record with 4,356 yards
 - ✓ Passed himself and Marc Bulger (31) and set the WVU single-season touchdown record (42) with four scores against Oklahoma
 - ✓ Passed Pat White (10,529) and set WVU career total offense record with 363 yards at Oklahoma State; record stands at 12,004
- 
- Geno Smith
- ✓ Passed Marc Bulger (8,153 yards) and set WVU career passing record (11,662) with 411-yard performance in JMU win
 - ✓ Passed Marc Bulger (1,023) and set WVU career pass attempts record with 43 attempts in Maryland win; record stands at 1,465
 - ✓ Set WVU record with 21 straight pass completions in win over Kansas; previous record was 14 (Geno Smith vs. Baylor, 2012)
 - ✓ Matched nation's best passing completion percentage mark since 2000 (min. 20 pass attempts) with 95.8 showing in Kansas win; Tee Martin (Tennessee) first set the record vs. South Carolina on Oct. 31, 1998
 - ✓ Owns nation's best passing completion percentage mark since 2000 (min. 50 pass attempts) with 88.2 showing in Baylor win
 - ✓ Finished season ranked No. 2 in Big 12 in passing efficiency (163.9) and total offense (335.0), and No. 3 in passing (323.5 ypg)
 - ✓ Finished season nationally ranked No. 2 in completion percentage (71.24), No. 4 in points responsible for (20.31) and passing completions per game (28.38), No. 5 in passing, No. 6 in passing efficiency and No. 8 in total offense

- ✓ Career passing touchdowns (98) rank No. 3 among all active players, while completion percentage (67.44), completions (988) and passing yards (11,662) rank No. 4, and passing efficiency (153.52) ranks No. 5
- ✓ Ended his WVU career with two touchdown passes, including a 32-yard strike to Stedman Bailey, against Syracuse in the Pinstripe Bowl
- ✓ Near-perfect showing in final game at Milan Puskar Stadium, finishing 23-for-24 with three TDs and one interception over Kansas
- ✓ Passed for 145 yards in the first quarter vs. Kansas, a career-best showing
- ✓ Threw two touchdowns, including a 75-yarder to Tavon Austin, in win at Iowa State
- ✓ Game against the Cyclones included a perfect 5-for-5 showing in the second quarter
- ✓ Set the WVU single-season record with four touchdown passes against Oklahoma; it was the fifth time in 2012 he has thrown four or more TDs in a game
- ✓ Became the first QB to pass for more than 300 yards vs. OU in 2012 (320 yards)
- ✓ Threw 36 pass completions, the third-best WVU single-game mark, and connected for two TDs at Oklahoma State; also added a 1-yard TD on the ground
- ✓ Hit Bailey with a 75-yard strike at OSU - longest non-scoring pass of Holgorsen era
- ✓ Threw three touchdowns on 34 completions in double-overtime loss to TCU
- ✓ Connected with Austin on a five-yard touchdown pass against Kansas State
- ✓ Threw 30 pass completions and one touchdown at Texas Tech
- ✓ Down at the half, completed 10-of-11 pass attempts in the game's final two quarters to lead WVU to victory at Texas; night included four touchdown passes
- ✓ Set WVU records with 45 pass completions for 656 yards and eight touchdowns in Baylor win; day included a career-long 87-yard pass to Bailey; passing-yards total was the NCAA's top single-game performance of 2012
- ✓ Named Walter Camp Football Foundation Offensive Player of the Week honors following Baylor win
- ✓ Earned Davey O'Brien Award Player of the Week
- ✓ Earned Maxwell Award Player of the Week
- ✓ Threw for three touchdowns in Maryland win, including season-long TD pass of 44 yards
- ✓ Earned Big 12 Offensive Player of the Week for the Marshall game
- ✓ Named Manning Award Star of the Week for his performance against JMU



- ✓ Passed for five touchdowns, third-best career single-game performance, in win over JMU
- ✓ Had 142 passing yards in first quarter against JMU, his career-best performance in the game's opening stanza
- ✓ Earned Walter Camp Football Foundation Offensive Player of the Week honors following Marshall game
- ✓ Earned Davey O'Brien Award Player of the Week
- ✓ Earned Big 12 Offensive Player of the Week for the Marshall game
- ✓ Earned top spot on WVU's career completions and touchdown passes chart with 32 completions and four touchdown passes in win over Marshall
- ✓ His 88.9% (32-for-36) passing completion rate against Marshall is tied for second-highest nationally in a game since 2000

2011 (Jr.)

- ✓ Started all 13 games
- ✓ 2012 Discover Orange Bowl MVP
- ✓ First Team All-BIG EAST (Coaches, Phil Steele, and ESPN.com)
- ✓ All-ECAC Offense
- ✓ No. 4-best performance by a quarterback in a bowl (collegesportsnews.com)

- ✓ All-Bowl Team (CBSSports.com and ESPN.com)
- ✓ BIG EAST Offensive Player of the Week (Maryland, Louisville)
- ✓ WVU Offensive Champion: Marshall, Cincinnati
- ✓ Set five Orange Bowl records
- ✓ Set four WVU and BCS bowl records
- ✓ Tied three NCAA all-time bowl records
- ✓ WVU and BIG EAST single-season passing leader (4,385 yards)
- ✓ Tied WVU single-season passing touchdown record (31)
- ✓ Set WVU TDs responsible for record (33)
- ✓ Ranked No. 5 nationally in passing average (337.31 avg./g) and No. 8 in total offense (334.yppg); ranked No. 1 in the Big East in both categories
- ✓ Also ranked No. 17 in the NCAA, No. 1 in the Big East, in passing efficiency (152.6)
- ✓ Threw for 4,385 yards in 13 games, the fourth-best total in NCAA in 2011
- ✓ Finished with four 400-yard passing games on the season and for his career and a BIG EAST single-season record of eight 300-yard passing games
- ✓ Went 32-of-43 for 407 yards and accounted for seven touchdowns (six passing, one rush) in 70-33 Orange Bowl victory



Geno Smith

- ✓ Six passing TDs tied WVU record, first set by Marc Bulger vs. Pitt in 1998
- ✓ Six passing TDs also set a BCS and Orange Bowl record and tied overall bowl record 407 passing yards set Orange Bowl record, as did 433 yards of total offense
- ✓ Set Orange Bowl records for TDs responsible for (7) and points responsible for (42)
- ✓ Orchestrated come-from-behind and game-winning drives in back-to-back series in the game's final minutes at USF
- ✓ Entered the USF contest riding a 14-game streak of throwing at least one touchdown pass in consecutive games; did not pass for a score in win over Bulls
- ✓ Completed 71 percent of his passes over Pitt, going 22-for-31 for 244 yards and one TD
- ✓ Tallied 379 yards and one touchdown on 29 completions in win at Cincinnati
- ✓ Threw for 410 yards on 31 completions and for three touchdowns in loss to Louisville
- ✓ Passing total against the Cardinals ranked fifth on the Mountaineer all-time chart
- ✓ Fought the elements, completing 20 passes for 218 yards and two touchdowns at Rutgers
- ✓ Scored first career rushing TD on a 1-yard scamper at RU
- ✓ Completed 24 passes on 41 attempts for 338 yards and two touchdowns at Syracuse
- ✓ Tallied 450 passing yards on 27 completions against UConn, the second-best career and program total
- ✓ Connected with Stedman Bailey on a career long 84-yard TD pass against UConn; WVU's fifth-longest from scrimmage
- ✓ Had efficient day vs. Bowling Green, going 18-for-30 with three TDs in three quarters
- ✓ Threw for WVU single-game best 463 yards on a career- and program-best 38 completions against LSU; also tallied a career- and program-best 65 pass attempts; his attempts are the fourth-most of any QB
- ✓ Finished with 468 total yards of offense against LSU, a WVU single-game best mark
- ✓ His performance against the Tigers is the NCAA's 20th-best total offense game and 17th-best passing yardage game in 2011
- ✓ Finished 36-of-49 for 388 yards at Maryland
- ✓ Threw for 371 yards and four TDs vs. Norfolk State

2010 (So.)

- ✓ Started all 13 games
- ✓ Named first team all-BIG EAST by ESPN.com, rivals.com and Phil Steele and second team by the BIG EAST coaches

- ✓ Averaged just one interception every 53.1 attempts No. 1 in the Big East in pass efficiency, No. 2 in passing yards per game, total offense and points responsible for (148)
- ✓ Big East Offensive Champion: MD, Cincinnati
- ✓ WVU Offensive Champion: Marshall, USF, Cincinnati, Rutgers
- ✓ Connected on 241-of-372 passes for 2,763 yards for the year, 24 touchdowns, only seven interceptions and a long of 71 yards
- ✓ Was first WVU quarterback to throw for more than 2,500 yards since 1998
- ✓ Threw multiple touchdowns in seven games
- ✓ Season-high 32-of-45 passes for 316 yards at Marshall, a touchdown and a long of 30
- ✓ Threw for 219 yards on 24-of-31 passes vs. USF, two touchdowns and long of 32
- ✓ Career-high 352 yards on 23-of-28 passes with a TD and a long of 46 vs. Rutgers

2009 (Fr.)

- ✓ Played in five games
- ✓ Completed 32-of-49 passes for 309 yards, a touchdown and a long completion of 33 yards
- ✓ Came off the bench early in the Marshall game when quarterback Jarrett Brown left the game with a concussion and completed 15 of-21 passes for 147 yards and a touchdown

High School

- ✓ Coached by former Mountaineer Damon Cogdell at Miramar High
- ✓ Parade High School All-American
- ✓ EA Sports All-American second team
- ✓ Finished No. 2 in the voting for Mr. Florida
- ✓ Florida Class 6A first team all-state
- ✓ Sun Sentinel Florida 6A Player of the Year
- ✓ Participated in "Elite 11" football camp
- ✓ ESPN Top 150 prospects
- ✓ No. 1-rated player in Broward County by the Miami Herald and South Florida Sun Sentinel
- ✓ Led Miramar High to an 8-2 record and a No. 5 ranking in Broward County by the Sun Sentinel
- ✓ Completed 205-of-308 passes for 3,089 yards and 32 touchdowns and rushed for more than 300 yards
- ✓ Finished his career as the third-best passer in Broward County history

Personal

- ✓ Birthday is Oct. 10
- ✓ Son of Geno Smith, Jr., and Tracey Sellers
- ✓ One of four children
- ✓ Majoring in English



Smith's Passing Statistics

Year	Games	C/A	Pct.	Yards	TD	Int.	Long
2012	13	369/518	.712	4,205	42	6	87
2011	13	346/526	.658	4,385	31	7	84
2010	13	241/372	.648	2,763	24	7	71
2009	5	32/49	.653	309	1	1	33
Totals	44	988/1,465	.674	11,662	98	21	87

Smith's Rushing Statistics

Year	Games	Att.	Yards	Avg.	TD	Long
2012	13	66	151	2.3	2	28
2011	13	56	-33	-0.6	2	20
2010	13	106	217	2.0	0	29
2009	5	17	7	0.4	0	13
Totals	44	245	342	1.4	4	29

Charting Smith's Passing Yards

Year	20-40	41-60	61-80	81-100	TD	Long
2012	33	14	2	1	42	87
2011	47	10	4	1	31	84
2010	29	7	1	0	24	71
2009	4	0	0	0	1	33
Totals	113	31	7	2	98	87

Smith's Game-By-Game Passing 2012

Opponent	C/A/I	Pct.	YDs	TDs	Lg
Marshall	32/36/0	.889	323	4	52
JMU	34/39/0	.872	411	5	36
Maryland	30/43/0	.698	338	3	44
Baylor	45/51/0	.882	656	8	87
at Texas	25/35/0	.714	268	4	40
at Texas Tech	30/56/0	.536	278	1	38
Kansas State	21/32/2	.626	143	1	13
TCU	32/54/1	.593	260	3	43
at Okla. State	36/54/0	.667	364	2	75
Oklahoma	20/35/2	.574	320	4	41
at Iowa State	22/31/0	.688	236	2	75
Kansas	23/24/1	.958	407	3	50
vs. Syracuse	19/28/0	.679	201	2	59
Totals	369/518/6	.712	4,205	42	87

2011

Opponent	C/A/I	Pct.	YDs	TDs	Lg
Marshall	26/35/0	.743	249	2	29
Norfolk State	20/34/0	.588	371	4	55
at Maryland	36/49/1	.735	388	1	47
LSU	38/65/2	.585	463	2	72
Bowling Green	18/30/0	.600	238	3	41
UConn	27/45/0	.600	450	4	84
at Syracuse	24/41/2	.585	338	2	64
at Rutgers	20/31/0	.645	218	2	32
Louisville	31/44/0	.705	410	3	46
at Cincinnati	29/43/0	.674	372	1	59
Pitt	22/31/0	.710	244	1	63
at USF	23/35/2	.657	237	0	30
vs. Clemson	32/43/0	.744	407	6	37
Totals	346/526/7	.651	4,385	31	84

2010

Opponent	C/A/I	Pct.	YDs	TDs	Lg
Coastal Carolina	20/27/1	.741	216	2	33
at Marshall	32/45/0	.711	316	1	30
Maryland	19/29/0	.655	268	4	32
at LSU	14/29/1	.483	119	2	19
UNLV	12/16/0	.750	220	3	48
USF	24/31/0	.774	219	2	32
Syracuse	20/37/3	.541	178	1	28
at UConn	22/34/0	.647	160	0	20
Cincinnati	15/25/1	.600	174	4	48
at Louisville	9/20/0	.450	133	0	48
at Pitt	9/12/0	.750	212	3	71
Rutgers	23/28/0	.821	352	1	46
vs. NC State	22/39/1	.564	196	1	32
Totals	241/372/7	.648	2,763	24	71

2009

Opponent	C/A/I	Pct.	YDs	TDs	Lg
at Auburn	5/8/1	.625	50	0	20
at Syracuse	3/4/0	.750	14	0	9
Marshall	15/21/0	.714	147	1	33
Louisville	1/1/0	.1000	6	0	6
vs. Fla. State	8/15/0	.533	92	0	19
Totals	32/49/1	.653	309	1	33

2012 Smith by Quarter - Passing

Ist	Cmp	Att	Int	Yds	TD	Lg
Marshall	10	12	0	111	1	32
JMU	12	15	0	142	2	36
Maryland	6	9	0	95	1	44
Baylor	12	13	0	99	1	19
at Texas	6	8	0	76	2	40
at TX Tech	9	11	0	82	1	38
Kansas St.	2	3	0	12	0	9
TCU	7	11	0	37	0	10
at Okla. St.	8	12	0	66	0	19
Oklahoma	4	6	1	37	0	15
at Iowa St.	6	11	0	36	0	10
Kansas	6	7	1	145	0	50
vs. Syracuse	5	10	0	20	0	10
Totals	93	128	2	958	8	50

2nd	Cmp	Att	Int	Yds	TD	Lg
Marshall	9	10	0	79	2	15
JMU	11	13	0	126	1	29
Maryland	8	14	0	114	1	24
Baylor	14	15	0	189	3	47
at Texas	9	16	0	92	0	24
at TX Tech	10	23	0	93	0	16
Kansas St.	7	10	0	50	0	13
TCU	12	18	1	137	2	43
at Okla. St.	9	12	0	86	1	17
Oklahoma	6	14	1	118	1	41
at Iowa St.	5	5	0	69	1	27
Kansas	8	8	0	134	2	44
vs. Syracuse	7	9	0	55	1	32
Totals	115	167	2	1,342	15	47

3rd	Cmp	Att	Int	Yds	TD	Lg
Marshall	11	12	0	76	0	17
JMU	10	10	0	136	1	30
Maryland	7	9	0	47	0	12
Baylor	11	14	0	202	2	52
at Texas	5	5	0	66	1	26
at TX Tech	7	15	0	43	0	17
Kansas St.	7	11	2	46	0	13
TCU	6	10	0	36	0	12
at Okla. St.	11	13	0	161	1	75
Oklahoma	4	7	0	34	0	19
at Iowa St.	7	9	0	35	0	8
Kansas	6	6	0	95	1	42
vs. Syracuse	4	5	0	110	1	59
Totals	96	126	2	1,087	7	75

4th	Cmp	Att	Int	Yds	TD	Lg
Marshall	2	2	0	57	1	52
JMU	1	1	0	7	1	7
Maryland	9	11	0	82	1	34
Baylor	8	9	0	166	2	87
at Texas	5	6	0	34	1	13
at TX Tech	4	7	0	60	0	20
Kansas St.	5	8	0	35	1	10
TCU	4	11	0	19	0	12
at Okla. St.	8	17	0	51	0	13
Oklahoma	6	8	0	131	3	40
at Iowa St.	4	6	0	96	1	75
Kansas	3	3	0	33	0	17
vs. Syracuse	3	4	0	16	0	13
Totals	62	93	0	787	11	87

OT	Cmp	Att	Int	Yds	TD	Lg
TCU	3	4	0	31	1	25

2011 Smith by Quarter - Passing

Ist	Cmp	Att	Int	Yds	TD	Lg
Marshall	7	10	0	71	0	28
Norfolk St.	2	5	0	6	0	6
Maryland	9	11	0	94	0	20
LSU	6	12	1	66	0	20
Bowling Green	6	12	0	98	1	33
UConn	5	6	0	83	0	44
Syracuse	4	8	0	49	0	17
Rutgers	4	8	0	32	0	15
Louisville	5	7	0	70	1	25
Cincinnati	5	11	0	97	1	59
Pitt	7	10	0	71	0	25
USF	5	8	0	40	0	14
Clemson	8	14	0	121	1	34
Totals	73	122	1	898	4	59

2nd	Cmp	Att	Int	Yds	TD	Lg
Marshall	10	12	0	116	2	29
Norfolk St.	6	13	0	98	1	45
Maryland	12	17	0	138	0	46
LSU	16	26	1	136	1	20
BGSU	6	10	0	65	2	18
UConn	10	18	0	94	0	24
Syracuse	7	15	1	166	1	64
Rutgers	6	9	0	55	0	16
Louisville	11	16	0	123	1	24
Cincinnati	9	12	0	119	0	39
Pitt	3	6	0	72	1	63
USF	5	7	0	36	0	16
Clemson	13	14	0	141	2	30
Totals	114	175	2	1,359	11	64

3rd	Cmp	Att	Int	Yds	TD	Lg
Marshall	9	13	0	62	0	18
Norfolk St.	8	9	0	154	2	40
Maryland	8	12	1	93	1	34
LSU	11	16	0	217	1	72
Bowling Green	6	8	0	75	0	41
UConn	7	14	0	173	3	84
Syracuse	6	10	1	37	0	11
Rutgers	7	11	0	56	1	19
Louisville	4	9	0	72	0	46
Cincinnati	8	10	0	77	0	16
Pitt	2	4	0	17	0	16
USF	5	7	1	79	0	30
Clemson	7	9	0	106	2	37
Totals	88	132	3	1,218	10	84

4th	Cmp	Att	Int	Yds	TD	Lg
Marshall	0	0	0	0	0	0
Norfolk St.	4	7	0	113	1	55
Maryland	7	9	0	63	0	2
LSU	5	11	0	44	0	18
Bowling Green	DNP					
UConn	5	7	0	100	1	51
Syracuse	7	8	0	86	1	25
Rutgers	3	3	0	75	1	32
Louisville	11	12	0	145	1	46
Cincinnati	7	10	0	79	0	24
Pitt	10	11	0	84	0	24
USF	8	13	1	82	0	26
Clemson	4	6	0	39	1	20
Totals	71	97	1	910	6	55

2010 Smith by Quarter - Passing

Ist	Cmp	Att	Int	Yds	TD	Lg
Coastal	5	6	0	35	1	16
Marshall	6	6	0	78	0	21
Maryland	7	7	0	122	2	32
LSU	4	8	0	34	0	15
UNLV	4	6	0	111	1	41
USF	8	11	0	105	1	31
Syracuse	8	13	2	117	1	28
UConn	6	9	0	62	0	20
Cincinnati	7	14	1	88	2	32
Louisville	4	7	0	59	0	25
Pitt	0	2	0	0	0	0
Rutgers	10	11	0	129	1	29
NC State	6	10	0	31	0	7
Totals	75	110	3	971	9	41

2nd	Cmp	Att	Int	Yds	TD	Lg
Coastal	8	11	1	94	0	30
Marshall	5	8	0	37	0	12
Maryland	7	11	0	104	1	27
LSU	5	10	1	40	1	19
UNLV	5	7	0	84	1	48
USF	10	12	0	66	1	32
Syracuse	3	7	1	-1	0	5
UConn	4	6	0	20	0	8
Cincinnati	5	8	0	62	2	48
Louisville	3	4	0	61	0	48
Pitt	3	4	0	59	1	48
Rutgers	3	7	0	41	0	26
NC State	6	10	0	86	1	32
Totals	67	105	3	753	8	48

3rd	Cmp	Att	Int	Yds	TD	Lg
Coastal	7	10	0	87	1	33
Marshall	4	9	0	33	0	20
Maryland	2	8	0	18	1	13
LSU	2	4	0	30	1	17
UNLV	3	3	0	25	1	18
USF	4	5	0	41	0	29
Syracuse	3	8	0	29	0	14
UConn	6	8	0	38	0	14
Cincinnati	2	2	0	26	0	19
Louisville	2	7	0	13	0	8
Pitt	3	3	0	91	2	71
Rutgers	6	6	0	117	0	43
NC State	4	7	0	16	0	11
Totals	48	80	0	564	6	71

4th	Cmp	Att	Int	Yds	TD	Lg
Coastal	DNP	--	--	--	--	--
Marshall	15	19	1	146	1	30
Maryland	3	3	0	24	0	14
LSU	3	7	0	15	0	10
UNLV	DNP	--	--	--	--	--
USF	2	3	0	7	0	4
Syracuse	2	3	0	7	0	4
UConn	4	9	0	24	0	14
Cincinnati	2	2	0	26	0	19
Louisville	0	2	0	0	0	0
Pitt	3	3	0	62	0	38
Rutgers	4	4	0	65	0	46
NC State	6	12	1	63	0	21
Totals	44	67	2	311	1	38

OT	Cmp	Att	Int	Yds	TD	Lg
Marshall	2	3	0	22	0	13
UConn	2	2	0	10	0	6
Totals	4	5	0	32	0	13



Geno Smith

West Virginia Season Records

Total Offense	Plays/Yards
Geno Smith/2012	584/4,356
Geno Smith/2011	582/4,352
Marc Bulger/1998	452/3,515
Pat White/2007	413/3,059
Major Harris/1989	400/2,994
Geno Smith/2010	478/2,980
Pat White/2006	344/2,874

Passing Yards	Comp/Att./Yards
Geno Smith/2011	346/526/4,385
Geno Smith/2012	369/518/4,205
Marc Bulger/1998	274/419/3,607
Geno Smith/2010	241/372/2,763

Pass Completions	
Geno Smith/2012	369
Geno Smith/2011	346
Marc Bulger/1998	274
Geno Smith/2010	241
Oliver Luck/1981	216

Pass Attempts	
Geno Smith/2011	526
Geno Smith/2012	518
Marc Bulger/1998	419
Oliver Luck/1981	394
Geno Smith/2010	372

Touchdown Passes	
Geno Smith/2012	42
Geno Smith/2011	31
Marc Bulger/1998	31
Geno Smith/2010	24
Pat White/2008	21

Touchdowns Responsible For	
Geno Smith/2012	44
Geno Smith/2011	33
Pat White/2006	31
Marc Bulger/1998	31
Ira Errett Rodgers/1919	30
Pat White/2008	29
Pat White/2007	28
Geno Smith/2010	24

West Virginia Career Records

Total Offense	Plays/Yards
Geno Smith/2009-2012	1,710/12,004
Pat White/2005-08	1,467/10,529

Passing Yards	Comp/Att./Yards
Geno Smith/2009-2012	988/1,465/11,662
Marc Bulger/1996-99	630/1,023/8,153

Pass Attempts	
Geno Smith/2009-2012	1,465
Marc Bulger/1996-99	1,023

Pass Completions	
Geno Smith/2009-2012	988
Marc Bulger/1996-99	630

Touchdown Passes	
Geno Smith/2009-2012	98
Marc Bulger/1996-99	59

Touchdowns Responsible For	
Pat White/2005-08	103
Geno Smith/2009-2012	102

Senior Passing	Comp/Att./Yards
Geno Smith/2012	369/518/4,205
Bernie Galiffa/1972	164/334/2,496

Senior Total Offense	Plays/Yards
Geno Smith/2012	584/4,356
Pat White/2008	465/2,816

81

J.D. Woods

WR, 6-1, 189, r-Sr.
Naples, Fla.



2012 (r-Sr.)

- ✓ Starter at wide receiver
- ✓ Also used on special teams
- ✓ Played in 39 career games and started 17
- ✓ Finished the year ranked No. 10 in the Big 12 in receptions per game (4.7); mark is No. 85 nationally
- ✓ Ranked No. 3 on the team in receiving yards (637)
- ✓ Ended WVU career with five catches for 41 yards vs. Syracuse in Pinstripe Bowl
- ✓ Special in final game at Milan Puskar Stadium, pulling in a career-long and game best 50-yard catch and scoring one touchdown
- ✓ Dependable at Iowa State, pulling in six catches, the second-best mark of game, for 43 yards
- ✓ Pulled in three catches for 39 yards at Oklahoma State
- ✓ Caught third touchdown of the season vs. TCU, wrestling away a 22-yard pass from a defender in the end zone
- ✓ Finished with 56 receiving yards against TCU, the second-best team mark and the third-best game total
- ✓ Second on team with seven catches for 79 yards at Texas Tech; day included three fourth-quarter catches for 14 yards or more
- ✓ Finished with 24 yards receiving on two catches at Texas
- ✓ Tallied first career 100-yard receiving game with career-best 114 yards on 13 catches, also a career high, and one touchdown in Baylor win; reception total is second-best single-game mark in program history
- ✓ Along with Stedman Bailey (303) and Tavon Austin (215), gave WVU three 100-yard receivers vs. Baylor for the first time since Sept. 17, 2011
- ✓ Tallied five catches in Maryland win, including a long of 12 yards
- ✓ Caught a long pass of 15 yards in JMU win
- ✓ Caught seven catches for 75 yards
- ✓ Touchdown against Marshall was first since 2010 season-opening win vs. Coastal Carolina



2011 (r-Jr.)

- ✓ Added depth at wide receiver
- ✓ Also used on special teams
- ✓ Started the Orange Bowl and caught one 15-yard pass
- ✓ Earned season-high playing time at USF and first start of 2011 season
- ✓ Caught a season-best four catches for 38 yards at USF, including a 10-yard reception in game-winning drive
- ✓ Saw action against LSU and at Maryland
- ✓ Caught two passes, his first receptions of 2011, against Norfolk State
- ✓ Saw action against Marshall

2010 (r-So.)

- ✓ Played in 13 games, starting four
- ✓ WVU Offensive Champion: USF, Cincinnati
- ✓ Finished with 18 receptions for 205 yards, one touchdown and a long of 21
- ✓ Season-high four receptions for 52 yards with a long of 17 against Syracuse
- ✓ Three catches for 38 yards against USF, with a long of 19
- ✓ Posted three grabs for 30 yards with a long of 21 against Rutgers

2009 (r-Fr.)

- ✓ Saw action in four games

2008 (Fr.)

- ✓ Redshirted
- ✓ Dislocated his left shoulder during preseason practice and missed the entire season

High School

- ✓ Coached by Dave Tanner at Golden Gate High
- ✓ Collected 54 catches for 851 yards and seven touchdowns as a senior
- ✓ An all-state selection as a senior
- ✓ Earned first-team all-Southwest Florida accolades

Personal

- ✓ Birthday is Feb. 7
- ✓ Son of Freddie and Williamena McCrary and John Blackmon
- ✓ Graduated in December 2012 with a bachelor's degree in sociology and anthropology

Woods' Receiving Statistics

Year	Games	No.	Yards	Avg.	TD	Long
2012	13	61	637	10.4	4	50
2011	9	7	67	9.6	0	15
2010	13	18	205	11.4	1	21
2009	4	0	0	0	0	0
Totals	39	86	909	10.6	5	50

99

Jorge Wright

*DL, 6-2, 289, r-Sr.
Miami, Fla.*



2012 (r-Sr.)

- ✓ Starter at defensive tackle in 2012 after starting at nose tackle in 2011
- ✓ Played in 47 career games and started 26
- ✓ Started all 13 contests during the 2012 season
- ✓ Against Syracuse, made two solo tackles and two assisted tackles
- ✓ Made two solo and two assisted tackles against Kansas
- ✓ Established a career high in tackles for loss (2.5), tied a season high with two assisted tackles and had four total tackles at Iowa State
- ✓ Made a career-high five tackles, including two for loss, and one sack at Oklahoma State



Jorge Wright

- ✓ Had one solo tackle against TCU
- ✓ Assisted on one tackle versus Kansas State
- ✓ Tied a career high in solo tackles (4) and set or matched season highs in total tackles (4), tackles for loss (1) and sacks (1) at Texas Tech
- ✓ Made one tackle versus Baylor
- ✓ Versus Maryland, tied a career high with one tackle for loss and had a season-high four total tackles

2011 (r-Jr.)

- ✓ Experienced nose tackle who started 11 games during 2011
- ✓ Finished with one stop against Clemson
- ✓ Recorded two tackles at USF
- ✓ Tied a career high with one sack and one tackle for loss versus Pitt
- ✓ Collected three tackles at Cincinnati
- ✓ Had five tackles vs. Louisville, including assisting on a sack; tied career high for tackles
- ✓ Recorded a career-high five tackles at Rutgers
- ✓ Four tackles at Syracuse; also set a career high with four solo tackles

- ✓ Recorded one solo tackle against UConn
- ✓ Had two tackles against Bowling Green
- ✓ Recorded three solo tackles against LSU
- ✓ Four tackles at Maryland
- ✓ Recorded three total tackles and assisted on a tackle for loss against Norfolk State
- ✓ Had three tackles against Marshall

2010 (r-So.)

- ✓ Played in 12 games and started one
- ✓ WVU Defensive Champion: USF, Louisville
- ✓ Finished with 10 tackles, including three solo stops, 1.5 tackles for loss and a forced fumble
- ✓ Forced a fourth-quarter fumble at Marshall that keyed the WVU comeback and also had a big pass breakup against the Herd
- ✓ Finished with two tackles against Maryland
- ✓ Assisted on three tackles at LSU
- ✓ Had two tackles against UNLV, including a tackle for loss

2009 (r-Fr.)

- ✓ Played in nine games
- ✓ Finished with 10 tackles, including eight solo stops, one sack and two tackles for loss
- ✓ Collected three solo tackles, including a tackle for loss against Louisville
- ✓ Two tackles against East Carolina

2008 (Fr.)

- ✓ Redshirted

High School

- ✓ Coached by Rick Divita at Dr. Krop High
- ✓ Registered 62 tackles and 18 sacks as a senior
- ✓ Selected to play in the Dade North-South All-Star game

Personal

- ✓ Birthday is Jan. 8
- ✓ Son of Jorge and Dr. Ellen Wright
- ✓ Graduated in December 2012 with a bachelor's degree in criminology

Wright's Defensive Statistics

Year	GP	T	A	TT	TFL	Sacks	PBU	FF	FR
2012	13	19	11	30	6.5/29	2/10	0	0	0
2011	13	21	17	38	3.5/12	1.5/10	0	0	0
2010	12	3	7	10	1.5/4	0	0	1	0
2009	9	8	2	10	2/4	1/2	0	0	0
Totals	47	51	37	88	13.5	4.5	0	1	0



Season
Reviews
and
Statistical
Totals
2009-12

2009 Season Review

Bill Stewart's record after two years as the head coach of West Virginia is the second-best mark among all WVU head coaches who have coached during the long and storied history of Mountaineer football.

Each of his two seasons, he has totaled nine wins and led his program to a second-place finish in the BIG EAST Conference, a Top 25 national ranking and a bowl appearance.

The Mountaineers are one of seven programs nationally to win nine or more games five years in a row, and one of 11 schools nationally to win eight or more contests eight-straight years.

However, the difference between the 2008 and 2009 seasons was the Gator Bowl appearance – the sixth New Year's Bowl in the past seven years. A feat only four programs nationally can claim.

WVU's No. 16 BCS ranking at the end of the regular season marked the fifth time since 2002 that the Mountaineers have been ranked in the final BCS standings.

Another mark that stands out about Stewart's teams is academic success. Sixteen student-athletes graduated in December 2009, led by two-time *ESPN The Magazine* Academic All-American and National Football Foundation National Scholar Athlete Reed Williams. Williams also became the third Mountaineer football player to earn BIG EAST Scholar Athlete of the Year honors in the past five years.

West Virginia's nine victories came against Liberty, East Carolina, Colorado, Syracuse, Marshall, Connecticut, Louisville, Pitt and Rutgers. The four losses were at Auburn, at USF, at Cincinnati and against Florida State in the Konica Minolta Gator Bowl.

Heading into the 2009 season, Stewart and his coaching staff had the unfortunate task of replacing one of the greatest, if not the greatest, player to ever don the Gold and Blue, Pat White, who left as the best multi-threat signal caller in NCAA history.

He also set the national record as the only quarterback to start all four bowl games and win all four during his career.

The task of replacing White was given to redshirt senior Jarrett Brown, who had waited patiently for his turn to become the Mountaineer field general.



Brown took the responsibility and turned in a fine final season, leading the Mountaineers to a successful campaign.

He completed 187-of-296 passes for 2,144 yards and 11 touchdowns, marking the first Mountaineer quarterback to throw for 2,000 or more yards since Marc Bulger in 1998. Brown also was the team's second-leading rusher with 466 yards and six touchdowns.

Noel Devine, a unanimous first team all-BIG EAST Conference selection, led the Mountaineer ground game with 1,465 yards, his career high for yards in a season. He averaged 6.1 yards per carry and scored 13 touchdowns.

Jock Sanders and Alric Arnett led the receiving corps with 72 and 43 catches, respectively, and each scored three touchdowns.

Three of the top four tacklers on the team were linebackers. Pat Lazear led with 78 tackles, J.T. Thomas, a first team all-conference honoree, had 76 and Williams, a second team all-conference pick, finished with 68. Defensive back Brandon Hogan, a first team

all-conference selection and honorable-mention All-America selection, finished with 74 tackles.

Defensive lineman Julian Miller led the defense in sacks (9), which was fourth in the BIG EAST and his 14 tackles for loss tied for No. 6 in the league. Safety Robert Sands, a first team all-conference team member, led the BIG EAST in interceptions (5) and passes defended (13). Hogan led the league in pass breakups (11).

Kicker Tyler Bitancurt, a first team all-conference honoree, connected on 13-of-15 field goal attempts and hit 41-of-42 extra point tries. Punter Scott Kozlowski, a third-team All-America honoree, averaged 44.4 yards per punt, hit 17 kicks of 50 yards or more and placed 17 inside the opponent's 20-yard line.

WVU started the season 2-0, posting back-to-back wins over Liberty (33-20) and East Carolina (35-20).

Against Liberty, Devine ran for 112 yards and a score, Sanders finished with eight catches for 95 yards and Ryan Clarke rushed for his first career score.

The Mountaineers avenged their setback to the Pirates from the year before, registering 509 yards of total offense, scoring 35 points and holding ECU to 175 total yards in the win.

Brown finished with a career-high 407 yards of total offense, including a career-high 334 yards passing on 24-of-31 attempts to lead the Mountaineers in the ECU win.

Sanders once again had a career day, finishing with nine catches for 99 yards, and Kozlowski booted a career-high 48.2 yard average with his season long of 63 yards.

Hogan led all tacklers with 11 stops and two pass breakups, and Ovid Goulbourne collected two sacks.

The Mountaineers traveled to the Deep South for their first road challenge of the season against SEC-foe Auburn. Six turnovers by WVU hurt its cause, giving the Tigers the 41-30 victory.

As he did the year before against Auburn, Devine ran on the Tiger defense for 128 yards and three touchdowns. And for the third week, Sanders posted career marks, finishing with 12 receptions for 115 yards and a touchdown.

For the second-straight week, WVU posted 509 yards of total offense and 31 points, but the turnovers proved too much to overcome.

The Mountaineers ran off four-straight wins, over Colorado (35-24), Syracuse (34-13), Marshall (24-7) and Connecticut (28-24) to push their record to 6-1 on the season and work



their way into the national rankings.

In front of a national television Thursday night ESPN audience, WVU avenged last year's overtime loss to the Buffaloes.

Behind the career-high 220 yards and a touchdown by Devine, and two more touchdowns by Clarke, the Mountaineers averaged 6.1 yards per carry in the win.

Brown finished 12-of-19 passing for 148 yards and threw touchdowns to Bradley Starks and Sanders. Williams led WVU with nine tackles and three pass breakups and Lazear and Sands each registered eight stops. Miller collected a sack and Glover, Sands and Thomas each had an interception.

West Virginia played one of its best games of the season at Syracuse to open BIG EAST play. Brown completed 22-of-30 passes for 244 yards and a touchdown, Devine rushed for 91 yards and a touchdown, and Sanders finished with nine catches for 67 yards.

Devine finished with 103 yards and two touchdowns to lead WVU against Marshall in the "Friends of Coal Bowl". Brown sustained a game-ending concussion early in the game and true freshman Geno Smith came off the bench to lead the offense in the victory. He completed 15-of-21 passes for 147 yards and a touchdown.

The defense was stellar, holding Marshall to seven points and finishing with a sack, seven tackles for loss, two forced fumbles and had two interceptions.

One of the toughest and most emotional games of the year was against Connecticut, as the Huskies were honoring the memory of their fallen teammate, Jasper Howard, who was murdered the week before.

Devine's 178 yards, and most importantly his 56-yard touchdown run with 2:10 left in the game, led WVU to the win. Tavon Austin returned the opening kickoff 98 yards for a touchdown, Brown ran five yards for a touchdown in the second quarter and Tyler Urban caught a one-yard pass in the third quarter to account for WVU scores.

Down by four and back to the West Virginia 12-yard line late in the fourth quarter, UConn's Marcus Easley grabbed a pass from Cody Endres over the middle and ran 88 yards for a touchdown to give the Huskies the three-point lead.

After Devine's long scoring run, UConn marched down to the WVU 35-yard line, before defensive lineman Chris Neild intercepted Endres to secure the win.

The trip to USF gave the Mountaineers plenty to think about for the remainder of the season. The 30-19 loss in Tampa made WVU bond together as a team and provided the needed momentum for the Mountaineers to win three of the final four games to close the regular season.

A 17-9 victory over Louisville at home started the month of November. The Mountaineer defense made its statement that day, holding the Cardinals without a touchdown. A rushing touchdown by Austin, a receiving touchdown by Sanders and a field goal by Bitancurt was all the offense West Virginia needed to secure the victory.

Josh Jenkins





The Mountaineers traveled to league-leader Cincinnati to try to avenge its three-point loss at home from the year before.

Down by seven points at the start of the fourth quarter, WVU took the ball down the field to the Cincinnati 24-yard line but a missed fourth-down attempt gave the Bearcats the ball back and took away the Mountaineers chance to tie the game.

Once again, WVU cut the UC lead to three with a late Brown to Starks touchdown with :39 seconds left in the game but couldn't come up with the on-sides kick and lost by a slim margin once again.

Devine finished with 88 yards, Clarke collected 60 yards and a touchdown and Brown ran for 34 yards and a touchdown.

The defense had an excellent performance, holding UC far under its season offensive average, forcing Cincinnati to lose its first fumble of the season and also collected an interception.

Bitancurt became the hero of the 102nd Backyard Brawl against No. 8-ranked Pitt, when he kicked four field goals, including a 43-yard game winner with no time left to give the Mountaineers the 19-16 win.

The game was a defensive stalemate until Devine busted an 88-yard run over the left side, giving West Virginia a 13-6 lead at the end of the third quarter. Bitancurt added one of his four field goals to start the fourth quarter, giving WVU a 10-point lead.

However, the momentum switched to the Panthers as Dan Hutchins kicked his third field goal of the game with 7:37 left, and quarterback Bill Stull unloaded a 50-yard pass to Jonathan Baldwin with 2:54 remaining to tie the game at 16-16.

Not wanting to drop a third-straight game to the Panthers, Brown led the Mountaineers down the field on the game-winning drive. A one-yard run by Clarke on fourth down set up the field goal by Bitancurt for the victory.

Cornerback Keith Tandy led WVU with 10 tackles, including seven solo stops and an interception. Hogan finished with eight tackles and two pass breakups and Sands had seven tackles, three pass breakups and an interception.

In early December, West Virginia and Rutgers fought through a cold, rainy and snowy game to close out the regular season for both squads.

The Mountaineers marched their first drive

down the field in five plays and took the early 7-0 lead a little less than two minutes into the game. After the defense held the Scarlet Knights to a field goal, Clarke scored on a one-yard plunge at the end of the first quarter, and Sidney Glover ran a pick six from 24-yards out, giving WVU a 21-3 lead early in the third quarter.

Rutgers ran the ensuing kickoff 91 yards for a touchdown and then a second field goal cut the West Virginia lead to seven at the end of the third quarter. Bitancurt tacked on a 41-yard field goal halfway through the fourth quarter, giving WVU a 10-point lead, before Rutgers completed a 62-yard pass play 13 seconds later to cut the lead to three, 24-21, but that was as close as the Scarlet Knights would come.

Thomas intercepted a Tom Savage pass on fourth down with less than three minutes left in the game, before WVU ran out the clock to secure the win. A key play of the drive was a 12-yard run by Brown, who stiff-armed a would-be tackler on third down with under two minutes left in the contest.

The Mountaineers were jubilant in the locker room as they finished with their ninth win of the season and accepted an invitation by the bowl's

executive committee to play in the Gator Bowl on Jan. 1.

West Virginia faced an emotional Florida State squad and fan base, who was playing as its legendary coach Bobby Bowden was coaching in his final game.

The Mountaineers jumped out to a 14-3 early lead behind the running of Devine and Brown, silencing the crowd for a while. However, the Seminoles and the crowd roared back, as FSU scored 10 points in each of the second, third and fourth quarters to take command of the game and win the historic event, 33-21.

Devine led the WVU ground game with 168 yards and a touchdown, while Brown ran for 43 yards and a touchdown and Clarke finished with 12 yards and a touchdown. Brown injured his ankle in the second quarter and was out for the remainder of the game. Smith came in relief of Brown and finished the game.

Sands led the Mountaineer defense with 13 tackles, including nine solo stops and two tackles for loss. Williams, in his final game, registered 11 stops, including eight solo stops and a tackle for loss.

The 2009 season will go down as a successful campaign. The Mountaineers won nine games in the post Pat White era, and proved they could remain a fixture among the top teams in the nation.



2009 Statistical Totals

Date	Opponent	Result	Score	Attend.
S5	LIBERTY	W	33-20	57,950
S12	E. CAROLINA	W	35-20	59,216
S19	at Auburn	L	30-41	87,451
O1	COLORADO	W	35-24	60,055
O10	at Syracuse	W	34-13	40,144
O17	MARSHALL	W	24-7	54,432
O24	CONNECTICUT	W	28-24	58,106
O30	at USF	L	19-30	56,328
N7	LOUISVILLE	W	17-9	55,334
N13	at #5 Cincinnati	L	21-24	35,105
N27	#8 PITT	W	19-16	56,123
D5	at RUTGERS	W	24-21	52,534
J1	vs. Florida State	L	21-33	84,129

* - BIG EAST Conference Game
 ^ - 2010 Konica Minolta Gator Bowl

Team Statistics	WVU	OPP
SCORING	340	282
Points Per Game	26.2	21.7
FIRST DOWNS	243	219
Rushing.....	122	95
Passing.....	109	112
Penalty.....	12	12
RUSHING YARDAGE	2,423	1,647
Yards gained rushing	2,827	1,995
Yards lost rushing	404	348
Rushing Attempts.....	508	442
Average Per Rush	4.8	3.7
Average Per Game	186.4	126.7
TDs Rushing.....	29	9
PASSING YARDAGE	2,484	2,728
Comp-Att-Int	220-347-10	224-423-17
Average Per Pass.....	7.2	6.4
Average Per Catch	11.3	12.2
Average Per Game	191.1	209.8
TDs Passing	12	19
TOTAL OFFENSE	4,907	4,375
Total Plays	855	865
Average Per Play	5.7	5.1
Average Per Game	377.5	336.5
KICK RETURNS: #-Yards	55-1,209	57-1,380
PUNT RETURNS: #-Yards	24-231	28-245
INT RETURNS: #-Yards	17-235	10-84
KICK RETURN AVERAGE	22.0	24.2
PUNT RETURN AVERAGE	9.6	8.8
INT RETURN AVERAGE	13.8	8.4
FUMBLES-LOST	25-15	14-6
PENALTIES-Yards	66-572	72-593
Average Per Game	44.0	45.6
PUNTS-Yards	64-2,844	66-2,676
Average Per Punt	44.4	40.5
Net punt average	38.4	34.9
TIME OF POSSESSION/Game ...	30:15	29:45
3RD-DOWN Conversions	73/173	63/195
3rd-Down Pct	42%	32%
4TH-DOWN Conversions	3/12	7/16
4th-Down Pct	25%	44%
SACKS BY-Yards	29-185	24-209
MISC YARDS	0	0
TOUCHDOWNS SCORED	43	30
FIELD GOALS-ATTEMPTS	13-15	24-35
ON-SIDE KICKS	0-1	0-1
RED-ZONE SCORES	37-43 86%	31-37 84%
RED-ZONE TOUCHDOWNS ...	30-43 70%	17-37 46%
PAT-ATTEMPTS	41-42 98%	28-29 97%
ATTENDANCE	401,216	271,562
Games/Avg Per Game.....	7/57,317	5/54,312
Neutral Site Games		1/84,129

Scoring By Quarters

	1 st	2 nd	3 rd	4 th	Total
West Virginia	110	77	74	79	340
Opponents	67	76	61	78	282

Rushing	GP	Att.	Net	Avg.	TD	Long
Devine, Noel.....	13	241	1,465	6.1	13	88
Brown, Jarrett.....	13	117	466	4.0	6	36
Clarke, Ryan.....	12	60	250	4.2	8	37
Sanders, Jock.....	13	35	175	5.0	1	19
Austin, Tavon.....	13	6	47	7.8	1	19
Alston, Shawne.....	5	6	18	3.0	0	8
Starks, Brad.....	12	4	10	2.5	0	13
Rodgers, Mark.....	13	7	9	1.3	0	4
Smith, Geno.....	5	17	7	0.4	0	13
White, Coley.....	1	3	7	2.3	0	13
Team.....	13	12	-31	-2.6	0	0
Total	13	508	2,423	4.8	29	88
Opponents	13	442	1,647	3.7	9	53

Passing	Cmp.-Att.-Int.	Pct.	Yards	TD	Long
Brown, Jarrett.....	187-296-9	63.2	2,144	11	58
Smith, Geno.....	32-49-1	65.3	309	1	33
Team.....	0-1-0	0.0	0	0	0
Starks, Brad.....	1-1-0	100.0	31	0	31
Total	220-347-10	63.4	2484	12	58
Opponents	224-423-17	53.0	2728	19	88

Total Offense	Plays	Rush/Pass	Total	Avg.
Brown, Jarrett.....	413	466/2,144	2,610	200.8
Devine, Noel.....	241	1,465/0	1,465	112.7
Smith, Geno.....	66	7/309	316	63.2
Clarke, Ryan.....	60	250/0	250	20.8
Sanders, Jock.....	35	175/0	175	13.5
Austin, Tavon.....	6	47/0	47	3.6
Starks, Brad.....	5	10/31	41	3.4
Alston, Shawne.....	6	18/0	18	3.6
Rodgers, Mark.....	7	9/0	9	0.7
White, Coley.....	3	7/0	7	7.0
Team.....	13	-31/0	-31	-2.4
Total	855	2,423/2,484	4,907	377.5
Opponents	865	1,647/2,728	4,375	336.5

Receiving	No.	Yards	Avg.	TD	Long
Sanders, Jock.....	72	688	9.6	3	38
Arnett, Alric.....	43	586	13.6	3	46
Starks, Brad.....	29	405	14.0	2	58
Devine, Noel.....	22	177	8.0	1	20
Lyons, Wes.....	20	263	13.1	0	29
Austin, Tavon.....	15	151	10.1	1	58
Urban, Tyler.....	10	117	11.7	1	33
Johnson, Will.....	6	78	13.0	1	33
Clarke, Ryan.....	2	15	7.5	0	9
Rodgers, Mark.....	1	4	4.0	0	4
Total	220	2484	11.3	12	58
Opponents	224	2728	12.2	19	88

Punt Returns	No.	Yds	Avg	TD	Long
Sanders, Jock.....	17	146	8.6	0	35
Hogan, Brandon.....	7	85	12.1	0	49
Total	24	231	9.6	0	49
Opponents	28	245	8.8	0	38

Field Goals	Att.	20-29	30-39	40-49	50+	Lg	Blk
Bitancurt, Tyler...	13-15	2-2	6-7	5-6	0-0	45	0

FG SEQUENCE	West Virginia	Opponents
Liberty.....	(38),(35),(45),(36)	(32),(49)
ECU.....	-	(37),23,(23)
at Auburn.....	(28)	(46),(42)
Colorado.....	-	40,45,(39),57
at Syracuse.....	-	-
MARSHALL.....	(32)	-
CONNECTICUT.....	42	(38),27,44
at USF.....	(33)	(30),(26),(44)
LOUISVILLE.....	(42)	(37),(44),(29)
at Cincinnati.....	-	34,(38)
PITT.....	(20),(43),(39),(43)	46,(37),(30)
		53,(36)
Rutgers.....	(41)	(38),45,(27)
Florida State.....	33	(26),37,(42)
		(22),(37)

Numbers in (parentheses) indicate field goal was made.

PUNTING	No.	Yds	Avg	Long	TB	FC	I20	Blkd
Kozlowski, Scott ..	64	2,844	44.4	63	7	12	17	0
Total	64	2,844	44.4	63	7	12	17	0
Opponents.....	66	2,676	40.5	61	7	15	15	1

			PAT				
Scoring	TD	FG	Kick	Rush	Rec	Pas	Pts
Devine, Noel.....	14	0-0	0-0	0-0	0-0	0-0	84
Bitancurt, Tyler...	0	13-15	41-42	0-0	0-0	0-0	80
Clarke, Ryan.....	8	0-0	0-0	0-0	0-0	0-0	48
Brown, Jarrett....	6	0-0	0-0	0-0	0-0	0-0	36
Sanders, Jock....	4	0-0	0-0	0-0	0-0	0-0	24
Austin, Tavon.....	3	0-0	0-0	0-0	0-0	0-0	18
Arnett, Alric.....	3	0-0	0-0	0-0	0-0	0-0	18
Starks, Brad.....	2	0-0	0-0	0-0	0-0	0-0	12
Johnson, Will.....	1	0-0	0-0	0-0	0-0	0-0	6
Glover, Sidney...	1	0-0	0-0	0-0	0-0	0-0	6
Urban, Tyler.....	1	0-0	0-0	0-0	0-0	0-0	6
Miller, Julian.....	0	0-0	0-0	0-0	0-0	0-0	2
Kash, Jeremy.....	0	0-0	0-0	0-1	0-0	0-0	0
Total	43	13-15	41-42	0-1	0-0	0-0	340
Opponents.....	30	24-35	28-29	1-1	0-0	0-0	282

Kick Returns	No.	Yds	Avg	TD	Long
Rodgers, Mark.....	27	619	22.9	0	51
Austin, Tavon.....	17	426	25.1	1	98
Devine, Noel.....	5	100	20.0	0	26
Kovatch, Ricky.....	2	20	10.0	0	12
Goulbourne, Ovid	1	8	8.0	0	8
Hogan, Brandon	1	0	0.0	0	0
Sanders, Jock.....	1	28	28.0	0	28
Urban, Tyler.....	1	8	8.0	0	8
Total	55	1,209	22.0	1	98
Opponents.....	57	1,380	24.2	1	91

Fumble Returns	No.	Yds	Avg	TD	Long
Total	0	0	0.0	0	0
Opponents.....	1	18	18.0	0	18

Interceptions	No.	Yds	Avg	TD	Long
Sands, Robert.....	5	9	1.8	0	9
Tandy, Keith.....	3	7	2.3	0	6
Glover, Sidney.....	2	44	22.0	1	24
Thomas, J.T.....	2	29	14.5	0	19
Taylor, Josh.....	1	8	8.0	0	8
Goulbourne, Ovid	1	13	13.0	0	13
Hogan, Brandon	1	17	17.0	0	17
Neild, Chris.....	1	1	1.0	0	1
Richardson, Kent.....	1	54	54.0	0	46
Total	17	235	13.8	1	53
Opponents.....	10	84	8.4	1	22

All-Purpose	Rush/Rec	PR/KR/IR	Total	Avg.
Devine, Noel.....	1,465/177	0/100/0	1,742	134.0
Sanders, Jock.....	175/688	146/28/0	1,037	79.8
Rodgers, Mark.....	9/4	0/619/0	632	48.6
Austin, Tavon.....	47/151	0/426/0	624	48.0
Arnett, Alric.....	0/586	0/0/0	586	45.1
Brown, Jarrett.....	466/0	0/0/0	466	35.8
Starks, Brad.....	10/405	0/0/0	415	34.6
Clarke, Ryan.....	250/15	0/0/0	265	22.1
Lyons, Wes.....	0/263	0/0/0	263	20.2
Urban, Tyler.....	0/117	0/8/0	125	9.6
Hogan, Brandon	0/0	85/0/17	102	7.8
Johnson, Will.....	0/78	0/0/0	78	6.0
Richardson, Kent.....	0/0	0/0/54	54	4.2
Lazear, Pat.....	0/0	0/0/53	53	4.1
Glover, Sidney.....	0/0	0/0/44	44	3.7
Thomas, J.T.....	0/0	0/0/29	29	2.2
Goulbourne, Ovid	0/0	0/8/13	21	1.6
Kovatch, Ricky.....	0/0	0/20/0	20	1.5
Alston, Shawne.....	18/0	0/0/0	18	3.6
Sands, Robert.....	0/0	0/0/9	9	0.7
Taylor, Josh.....	0/0	0/0/8	8	0.7
White, Coley.....	7/0	0/0/0	7	7.0
Tandy, Keith.....	0/0	0/0/7	7	0.5
Smith, Geno.....	7/0	0/0/0	7	1.4
Neild, Chris.....	0/0	0/0/1	1	0.1
Team.....	-31/0	0/0/0	-31	-2.4
Total	2,423/2,484	231/1,209/2356	582	506.3
Opponents.....	1,647/2,728	245/1,380/84	6,084	468.0

Kickoffs	No.	Yds	Avg	TB	OB	Retn	Net YdLn
Lider, Josh.....	48	2,668	55.6	1	3		
Bitancurt, Tyler...	19	1,131	59.5	3	1		
Total	67	3,799	56.7	4	4	1,380	34.9 35
Opponents.....	67	4,110	61.3	10	2	1,209	40.3 29

Defense	GP	-----Tackles-----				--Sacks-- ----Pass Def.----			---Fumbles---		Blkd.	
		Solo	Ast.	Total	TFL/Yds	No./Yards	Int./Yards	BrUp.	Rcv./Yds.	FF	Kick	Saf.
31 Lazear, Pat	13	37	41	78	6/20	1/6	0/53	1	0	1	0	0
30 Thomas, J.T.	13	34	42	76	7/16	0.5/1	2/29	5	1/0	0	0	0
22 Hogan, Brandon	13	46	28	74	2/2	0	1/17	11	1/0	0	0	0
47 Williams, Reed	12	30	38	68	6/24	2/17	0	7	0	1	0	0
2 Sands, Robert	13	37	28	65	3.5/10	0	5/9	8	1/0	0	0	0
8 Tandy, Keith	13	43	18	61	4.0/12	0	3/7	4	1/0	0	0	0
11 Glover, Sidney	12	39	21	60	7/29	1.5/8	2/44	4	1/0	1	0	0
97 Miller, Julian	13	30	23	53	14/69	9/61	0	3	0	1	0	1
12 Sowers, Nate	12	29	14	43	5.5/16	0	0	2	0	1	0	0
90 Neild, Chris	13	13	22	35	2/2	0	1/1	1	0	0	0	0
17 Richardson, Kent	13	16	8	24	0	0	1/54	1	0	0	1	0
94 Taylor, Josh	12	11	12	23	3.5/12	2/9	1/8	0	0	0	0	0
45 Leonard, Anthony	9	13	10	23	3/7	1/3	0	0	0	0	0	0
20 Allen, Franchot	12	13	9	22	3/18	0	0	1	0	0	0	0
49 Goulbourne, Ovid	13	8	12	20	5.5/35	5.5/35	1/13	3	0	0	0	0
24 Smith, Eain	13	8	9	17	0	0	0	1	0	0	0	0
93 Berry, Scooter	8	8	7	15	2.5/15	1/7	0	0	0	0	0	0
13 Wood, Anthony	13	7	6	13	0	0	0	0	0	0	0	0
52 Goode, Najee	13	6	5	11	0	0	0	2	0	0	0	0
99 Wright, Jorge	9	8	2	10	2/4	1/2	0	0	0	0	0	0
1D Garvin, Terence	10	3	7	10	0	0	0	0	0	0	0	0
57 Cooper, Zac	13	5	5	10	3.5/29	3.5/29	0	0	0	1	0	0
3 Davis, Eddie	13	3	5	8	0	0	0	0	0	0	0	0
32 Clarke, Ryan	12	3	3	6	0	0	0	0	0	0	0	0
29 Hale, Trippe	11	2	3	5	0	0	0	0	0	0	0	0
38 Lindamood, Matt	12	4	1	5	0	0	0	0	0	0	0	0
28 Roberts, Jordan	13	.	5	5	0	0	0	0	0	0	0	0
23 Rodgers, Mark	13	3	1	4	0	0	0	0	0	1	0	0
46 Lider, Josh	11	1	2	3	0	0	0	0	0	0	0	0
10 Dervil, Guesly	11	1	2	3	0	0	0	0	0	0	0	0
87 Nutter, Cody	13	0	3	3	0	0	0	0	0	0	0	0
92 Ford, Larry	9	0	3	3	0	0	0	0	0	0	0	0
2C Smith, Lawrence	3	1	2	3	0	0	0	0	0	0	0	0
1 Austin, Tavon	13	2	0	2	0	0	0	0	0	0	0	0
6 Miller, Pat	9	2	0	2	0	0	0	1	0	0	0	0
33 Anderson, Max	11	1	1	2	0	0	0	0	0	0	0	0
64 Barclay, Don	13	1	0	1	0	0	0	0	0	0	0	0
41 Kovatch, Ricky	13	1	0	1	0	0	0	0	0	0	0	0
40 Bitancurt, Tyler	13	1	0	1	0	0	0	0	0	0	0	0
37 Kozlowski, Scott	13	1	0	1	0	0	0	0	0	0	0	0
TM Teams	13	1	0	1	0	0	0	0	1/0	0	0	0
82 Arnett, Alric	13	1	0	1	0	0	0	0	0	0	0	0
91 Lageman, J.B.	1	1	0	1	1/7	1/7	0	0	0	0	1	0
89 Urban, Tyler	13	1	0	1	0	0	0	0	0	0	0	0
7 Devine, Noel	13	1	0	1	0	0	0	0	0	0	0	0
9 Sanders, Jock	13	1	0	1	0	0	0	0	0	0	0	0
Total	13	477	398	875	81-327	29/185	17/235	55	6/0	8	1	1
Opponents	13	-	-	-	-	24/209	10/84	24	15/18	12	0	0

2010 Season Review

The West Virginia football program has shown consistency during Bill Stewart's head coaching tenure.

In 2010, the Mountaineers finished with a third straight nine-win season and posted a 5-2 mark in the BIG EAST.

However, Connecticut, Pitt and West Virginia finished with identical league marks and each claimed a piece of the league title.

That marked the sixth conference title won by West Virginia, most by any school in the league.

WVU earned its ninth straight bowl invitation, making a trip to the Champs Sports Bowl against NC State in Orlando, Fla.

West Virginia's nine victories came against Coastal Carolina, Marshall, Maryland, UNLV, USF, Cincinnati, Louisville, Pitt and Rutgers.

When summing up the Mountaineers' 2010 campaign success, it can be attributed to two things: the arm and leadership of sophomore quarterback Geno Smith and a physical, hard-nosed defense.

Smith, the third different starting WVU quarterback in as many years, threw for almost 2,800 yards, completed almost 65 percent of his passes and tossed 24 touchdown strikes.

He was second in single-season pass completions and touchdown passes and fourth in total offense. His 24 touchdowns marked the third time in school history that a passer threw for 20 or more touchdowns in a season.

Senior running back Noel Devine finished his outstanding career as the school leader in all-purpose yardage (5,761), No. 3 in career rushing yards (4,315) and 31 total touchdowns.

Senior wide receiver Jock Sanders finished as the school's career reception leader with 206 catches for 1,980 yards and 14 touchdowns.

The defense was the only one in the nation to not give up more than 23 points in a single game the entire season.

It held its opponents to 13.5 points a game, third-best nationally and was third in total defense, giving up an average of 261.1 yards per game.

The Mountaineers were No. 2 nationally in rushing defense (86.5) and No. 11 in pass defense (174.6).

WVU was second in the nation in third-down

efficiency defense and sacks (45), No. 6 in most amount of three-and-outs and No. 26 in tackles for loss.

Eleven players were named to the all-BIG EAST teams, led by first-teamers defensive lineman Chris Neild, cornerback Keith Tandy and safety Robert Sands.

Five All-America honors were given to Mountaineer players, led by Sands, who was named a first-teamer by The Sporting News. Tandy was named a second team member on one team and a third-teamer on another, and Neild was named a third team honoree.

Devine, Sidney Glover, Brandon Hogan, Neild, Sanders and J.T. Thomas were invited to senior all-star games and Devine, Hogan, Neild, Sands, Sanders and Thomas also were invited to attend the NFL Scouting Combine.

Defensive coordinator Jeff Casteel was named the BIG EAST defensive coordinator of the year by rivals.com, coach Bill Kirelawich was named national defensive line coach of the year by FootballScoop and Mike Kerin was



named the football operations director of the year by FootballScoop.

West Virginia opened its season with three straight wins over Coastal Carolina (31-0), at Marshall (24-21 OT) and against Maryland (31-17).

WVU's shutout of the Chanticleers was the first blanking of an opponent since Cincinnati in 2005.

In his first career start, Smith completed 20-of-27 for 216 yards and two touchdowns. Devine ran for 111 yards and a touchdown and Sanders finished with eight catches for 71 yards and a touchdown to lead the team offensively.

In his first career start, Terence Garvin led WVU with 10 tackles, and Sands collected 1.5 tackles for loss.

Game two saw the Mountaineers hit the road for the annual "Friends of Coal Bowl" against in-state opponent Marshall.

The Thundering Herd shut down the Mountaineers for the first three quarters. With its back against the wall down 21-6 at the beginning of the fourth quarter, Smith led West Virginia on a comeback for the ages.

The Herd had first and goal at the WVU six-yard line and was ready to put the final nail in the coffin, when Jorge Wright forced Marshall running back Tron Martinez to fumble.

West Virginia began its comeback with 8:28 left in the game, driving 96 yards in nine plays to cut the Thundering Herd lead to eight, 21-13, with 5:12 remaining.

After the defense held Marshall again, the offense started its final drive on the two-yard line and 3:09 left in the game.

Fifteen plays later, including a fourth down conversion, Smith found tight end Will Johnson running along the back of the end zone for the tying touchdown. Sanders caught the game-tying two-point conversion to knot the game at 21-21 and send it into overtime.

Tyler Bitancurt hit a 20-yard field goal, and Marshall kicker Tyler Warner missed a 39-yard field goal to give WVU the victory.

Smith completed 32-of-45 passes for 316 yards and a touchdown, Devine ran for 112 yards and a touchdown and had 10 catches for 62 yards. Linebacker Najee Goode led WVU with 10 tackles, including two for loss.

The annual border war between Maryland and West Virginia didn't disappoint the home faithful as the Mountaineers came out early and



left no doubt.

Smith completed 19-of-29 passes for 268 yards and four touchdowns, Devine ran for 131 yards and Tavon Austin finished with seven catches for 106 yards and two touchdowns to lead the WVU offense. Stedman Bailey finished with four catches for 60 yards, including two touchdowns.

The defense had a stellar effort against the Terps, holding their ground game to minus-10 yards and the offense to 227 total yards. The Mountaineers collected eight sacks, nine tackles for loss, two forced fumbles and four pass breakups.

Newcomer Bruce Irvin led the WVU defense with three sacks, and Scooter Berry finished with two. Anthony Leonard led with eight tackles.

WVU returned to the road to face LSU, one of the top teams in the Southeastern Conference and the nation.

The Mountaineer defense grabbed two interceptions and held the Tigers to 230 total yards, including 80 passing yards,

A big blow to the offense came early in the game when Devine was hit out of bounds, sustaining a toe injury that he didn't recover from until late in the season.


Down 17-0 midway through the second quarter, Smith guided WVU back into the game, throwing two touchdown passes to close the LSU lead to three points, 17-14, midway through the third quarter.

Smith threw a touchdown pass to Bailey, before haltime and then a second one to Sanders at the beginning of the third quarter.

The Tigers tacked on an early fourth-quarter field goal to push their lead to 20-14, the final outcome.

West Virginia had three drives in the fourth quarter to try and take the lead, but LSU's defense held its ground and stopped the WVU offense each time, giving the Mountaineers their first loss of the season.

Sands led West Virginia with nine tackles, including five solo stops and a tackle for loss. Neild finished with six tackles, including a sack and Tandy and Eain Smith each finished with an interception.



West Virginia came home and regrouped, running off wins against UNLV (49-10) and USF (20-6) to push its record to 5-1 and 1-0 in the BIG EAST.

The Mountaineers stormed out to a 21-point lead and never looked back, posting a 35-0 halftime lead against UNLV.

Devine rushed for 84 yards on three carries, an average of 28.0 yards per run and two touchdowns.

Smith completed 12-of-16 passes for 220 yards and three touchdowns. Brad Starks finished with 100 yards receiving and three touchdowns. The three touchdowns marked the third time in school history that a Mountaineer scored three receiving touchdowns and the first time it happened since 1977.

The defense held the Rebels to 10 points, 276 total yards, including 96 yards rushing and registered three sacks and nine tackles for loss.

Tandy had two interceptions, and Pat Miller, Terence Garvin and Glover led WVU with seven tackles each.

In front of a national television Thursday night ESPN audience, WVU avenged last year's loss against USF, as the Mountaineer defense was stellar against the Bulls, holding them to one field goal in each half.

WVU registered five sacks, 10 tackles for loss and three interceptions, Tandy finished with 10 tackles, a forced fumble and an interception and Goode registered two sacks.

Sands had a key interception in the second quarter and returned it to the USF seven-yard line. On the next play, Smith hit Sanders with a pass, who in turn lateraled it back to Devine who ran in for the touchdown.

Smith led the Mountaineers, completing 24-of-31 passes for 219 yards and two touchdowns. Devine and Starks each had a receiving touchdowns and Sanders finished with 10 receptions to lead all receivers.

Turnovers plagued the Mountaineers for a two-game stretch, as WVU dropped games to Syracuse (19-14) and at Connecticut, (16-13 in overtime).

The WVU defense continued its trend, holding the Orange to 246 yards, including 63 passing yards.

Devine rushed for a season-high 122 yards, averaged 5.1 yards per play and tied with Austin for the team lead in receptions with five.

The game headed in the wrong direction from



the beginning, as Smith threw the first of his three picks on the third play.

Even with the mistake, the Mountaineers held a 14-10 lead at the end of the first quarter and appeared ready to tack on more points.

WVU had a first down at the Syracuse six-yard line, when Smith threw his second interception of the game.

The Orange scored on three Ross Krautman field goals to take the five point-lead at halftime, 19-14. The final field goal came with :37 seconds left in the half, set up by Smith's third interception.

Both defenses held the entire second half as neither team scored, giving the Orange the first win over West Virginia since 2001.

Six days later at Connecticut, WVU jumped to a 10-0 first quarter lead, but UConn used four Mountaineer fumbles to defeat West Virginia.

Starks put the Mountaineers on the board with a 53-yard run, and Bitancurt added a field goal to give WVU a 10-0 lead in the first quarter.

A Dave Teggart 39-yard field goal at the end

of the first half, and a Jordan Todman 24-yard run midway through the third quarter tied the game at 10-10.

WVU once again took the lead, 13-10, at the end of the third quarter on a second Bitancurt field goal.

Another West Virginia turnover gave the ball back to Connecticut, who tied the game five plays later at 13-13 on a 26-yard field goal by Teggart, early in the fourth quarter.

Both teams battled throughout the remainder of regulation but neither team could score so the game went to overtime.

West Virginia got the ball first and marched down to the one-yard line when the fourth fumble proved costly.

The Mountaineers scored a touchdown on its first run, but it was called back because of holding. WVU fumbled on the second play but recovered and retained possession. West Virginia ran for 15 more yards in next three plays down to the one-yard line.

UConn took over possession and in five plays kicked the winning field goal from 27-yards to pull off the upset.

WVU had four games left to complete its regular season and had its proverbial backs against the wall and no room for error.

As was done the year before, the Mountaineers played its best football of the season, winning all four games and earning a share of the regular-season title.

Behind 245 rushing yards and four passing touchdowns by Smith, WVU broke a two-year drought against Cincinnati, winning 37-10. That win enabled the Mountaineers to be bowl eligible for the ninth straight year.

Devine collected 77 yards and a touchdown, and Shawne Alston ran for 75 yards to lead the ground attack. Smith completed 15-of-25 passes for 174 yards and four touchdowns. Sanders led the WVU receivers with six catches for 95 yards and two touchdowns. Austin was on the other end of two touchdown passes.

The defense was stalwart once again, holding the Bearcats to 281 yards, including 60 yards rushing. WVU finished with five sacks, eight tackles for loss, two interceptions, two fumble recoveries and six pass breakups.

West Virginia then faced a much-improved Louisville squad on the road and escaped with a 17-10 win.

After the Cardinal defense stopped the

Jorge
Wright



Mountaineers on their first drive, UofL drove the ball down the field in eight plays and took the early 3-0 lead.

WVU regained the lead, 7-3, on its next drive behind 22 yards rushing by Devine and a 25 yard catch by Austin.

In the second quarter, Smith was sacked deep in Mountaineer territory and fumbled the ball in the end zone, where it was recovered by Daniel Brown for the Cardinal touchdown, giving Louisville the 10-7 lead.

WVU wasted little time moving the ball down the field to take the 14-10 halftime lead. A J.D. Woods reception for 13 yards and a 48-yard run by Devine set up the Mountaineer touchdown.

West Virginia pushed its lead to 17-10, the final outcome, in its first drive of the second half. The Mountaineers used mostly running plays to march down the field in 10 plays and kicked a 43-yard Bitancurt field goal.

Once again, the defense halted the Cardinals and kept them off balance and away from the end zone to persevere the victory.

The Mountaineers held the Cardinals to 171

total yards, including 26 yards rushing and 145 yards passing. They collected four sacks, eight tackles for loss, two pass breakups and an interception.

Leonard led the WVU defense with seven solo tackles, and Miller finished with six tackles, including two tackles for loss. Irvin finished with two sacks, and Garvin and Smith each had one.

West Virginia traveled to Pittsburgh the day after Thanksgiving for the annual Backyard Brawl. The Mountaineers had an outstanding performance on both sides of the ball and downed the rival Panthers, 35-10.

The defense once again didn't disappoint, as it held Pitt to 78 yards rushing. WVU finished with two sacks, three tackles for loss, five forced fumbles, three recoveries, an interception and six pass breakups.

Brandon Hogan intercepted quarterback Tino Sunseri on the first Pitt drive and returned it 53 yards to the Panther two-yard line. Big Ryan Clarke barreled in to give the Mountaineers the early 7-0 lead.

J.B. Lageman



Pitt tied the game late in the first quarter, when Sunseri hit Devin Street for an eight-yard touchdown.

After the Mountaineers recovered a Pitt fumble midway through the second stanza, Smith hit Devine with a swing pass and 48 yards later was set up on the goal line looking to re-take the lead.

Smith found Johnson in the back of the end zone for the touchdown, giving WVU the 14-7 halftime lead.

The Mountaineers hit the biggest play of the game on their opening drive of the second half, as Smith threw a season-long 71-yard bomb to Austin to give WVU a 21-7 lead.

Pitt scored a field goal in the second half to cut the West Virginia lead to 21-10.

The next drive, WVU extended its lead to 28-10, as the Mountaineers ran nine straight times, before Smith found Austin for a 12-yard touchdown along the side of the end zone.

The Mountaineers finished off their big day with another score to open the fourth quarter. Smith connected with Sanders for a 38-yard pass play, and then hit him for 13 more yards, before Clarke barrelled in from two yards out to give WVU a 35-10 lead.

Smith finished the game, completing 9-of-12 passes for 212 yards and three touchdowns. Alston ran for a game-high 71 yards, Sanders finished with four catches for 70 yards and Austin had two touchdowns catches for 83 yards.

Tandy led all tacklers for the game with nine stops, including eight unassisted stops. Hogan finished with six tackles, including five solo stops, forced and recovered a fumble, had a 53-yard interception return and a pass breakup.


In early December, West Virginia and Rutgers fought through cold conditions to close out the regular season for both squads.

The Mountaineers sent their seniors out the right way, defeating the Scarlet Knights, 35-14, marking the 16th straight defeat of Rutgers.

West Virginia took the early 14-0 lead in its first two drives with a 19-yard pass from Smith to Austin midway through the first quarter and followed that with a one-yard run by Clarke at the beginning of the second stanza.

Rutgers mounted a 12-play drive to dent the scoreboard at the end of first half to cut the WVU lead to 14-7.

West Virginia scored a touchdown midway



through the third quarter on Clarke's second scoring run of the game, and Austin scored on a 46-yard run for his second touchdown, giving WVU a 28-7 lead at the beginning of the fourth quarter.

Clarke scored his third touchdown of the game to close out the Mountaineers scoring with 4:32 left. Rutgers scored on a 44-yard pass play with two minutes left in the game to provide the final outcome.

Once again, the Mountaineer defense was outstanding, holding the Scarlet Knights to 203 total yards, including 63 rushing yards. WVU collected six sacks, 10 tackles for loss, a fumble recovery and three pass breakups.

Miller finished with a game-high three sacks and Irvin had two. Glover led in tackles with eight, including six solo stops and had 1.5 tackles for loss.

Smith connected on 23-of-28 passes for 352 yards and a touchdown. He also ran for 44 yards.

Austin led all receivers with six catches for 121 yards and a touchdown and had a team-

high 46 yards rushing and a touchdown. Sanders finished with six catches for 81 yards.

The Mountaineers earned their ninth straight bowl bid against NC State in the Champs Sports Bowl in Orlando, Fla., marking the third straight ACC opponent that WVU would face in its bowl game.

As in West Virginia's other three losses in 2010, fumbles and missed opportunities once again played a key role in the outcome. The Mountaineers lost four fumbles, threw one interception and missed two field goals.

Smith threw for 196 yards on 22-of-39 passing and a touchdown and ran for a team-high 59 yards. Devine, in his last game as a Mountaineer ran for 50 yards and an average of 6.2 yards per carry. Sanders, also in his last game of his WVU career, finished with five catches for 58 yards and Austin had five catches for 30 yards.

NC State opened the scoring with a first quarter touchdown, taking the 7-0 lead. Mostly using the pass, the Wolfpack drove 86 yards in 10 plays and scored on a 16-yard pass from Russell Wilson to Mustafa Greene.

In the second quarter, West Virginia forced a Wolfpack fumble deep in their own territory and drove it down to the NC State 26-yard line before missing the first field goal of the game.

The defense held, and then the offense tied the game with an eight-play 64-yard drive that finished with an acrobatic 32-yard touchdown reception by Stedman Bailey.

After a 46-yard kickoff return, NC State ran out the clock before halftime, driving the ball 20 yards and kicking a 45-yard field goal, giving the Wolfpack the 10-7 lead.

NC State tacked on two more field goals in the third quarter from 38 and 40 yards to take a 16-7 lead. The Mountaineers fumbled the ball, NC State drove down and kicked a field goal, WVU turned it over on downs, the Wolfpack would kick another field goal.

The fourth quarter was disasterous for West Virginia, as it fumbled on its first drive, threw an interception on the second drive, missed a 42-yard field goal on its third drive, fumbled a punt return and then fumbled on its final drive.

NC State added an insurance touchdown late in the game. WVU fumbled the ball on a punt on its seven-yard line, before the Wolfpack drove to paydirt three plays later to provide the final outcome.

WVU finished the 2010 season, winning nine games and a share of the BIG EAST title, with a new starting quarterback, and boasting a defense that was one of the best in the school history.



2010 Statistical Totals

Date	Opponent	Result	Score	Attend.
S4	Coastal Carolina	W	31-0	57,862
S10	at Marshall	W (OT)	24-21	41,382
S18	Maryland	W	31-17	60,122
S25	at (15) LSU	L	14-20	92,575
O9	UNLV	W	49-10	58,234
O14	*USF	W	20-6	54,955
O23	*Syracuse	L	14-19	58,122
O29	*at Connecticut	L (OT)	13-16	40,000
N13	*Cincinnati	W	37-10	56,593
N20	*at Louisville	W	17-10	51,772
N26	*at Pitt	W	35-10	60,562
D4	*Rutgers	W	35-14	48,386
D28	vs. NC State	L	7-23	48,962

* - BIG EAST Conference Game
 ^ - Champs Sports Bowl, Orlando, Fla.

Team Statistics	WVU	OPP
SCORING	327	176
Points Per Game	25.2	13.5
FIRST DOWNS	260	178
Rushing.....	126	65
Passing.....	110	98
Penalty.....	24	15
RUSHING YARDAGE	2,076	1,124
Yards gained rushing.....	2,481	1,537
Yards lost rushing	405	413
Rushing Attempts.....	526	410
Average Per Rush	3.9	2.7
Average Per Game	159.7	86.5
TDs Rushing.....	18	3
PASSING YARDAGE	2,769	2,270
Comp./Att./Int.....	245/382/8	228/393/12
Average Per Pass.....	7.2	5.8
Average Per Catch	11.3	10.0
Average Per Game	213.0	174.6
TDs Passing	24	12
TOTAL OFFENSE	4,845	3,394
Total Plays	908	803
Average Per Play.....	5.3	4.2
Average Per Game	372.7	261.1
KICK RETURNS: No./Yards	42/805	55/1,140
PUNT RETURNS: No./Yards	22/185	18/156
INT RETURNS: No./Yards	12/204	8/173
KICK RETURN AVERAGE	19.2	20.7
PUNT RETURN AVERAGE	8.4	8.7
INT RETURN AVERAGE	17.0	21.6
FUMBLES/LOST	30/20	25/11
PENALTIES/Yards	62/528	79/752
Average Per Game	40.6	57.8
PUNTS/Yards	67/2,802	84/3,531
Average Per Punt	41.8	42.0
Net punt average	37.7	38.6
TIME OF POSSESSION/Game	30:44	29:16
3RD-DOWN Conversions	89/199	49/186
3rd-Down Pct.....	45%	26%
4TH-DOWN Conversions	8/15	10/20
4th-Down Pct.....	53%	50%
SACKS BY/Yards	45-260	27/199
MISC YARDS	0	20
TOUCHDOWNS SCORED	42	17
FIELD GOALS/ATTEMPTS	10/17	19/23
ON-SIDE KICKS	0/0	0/1
RED-ZONE SCORES	(40/53) 75%	(19/25) 76%
RED-ZONE TDs	(31/53) 58%	(8/25) 32%
PAT-ATTEMPTS	(41/41) 100%	(17/17) 100%
ATTENDANCE	394,274	286,291
Games/Avg. Per Game.....	7/56,325	5/57,258
Neutral Site Games	1/48,962	

Scoring By Quarters

	1 st	2 nd	3 rd	4 th	OT	Total
West Virginia	114	82	75	53	3	327
Opponents	41	52	43	37	3	176

Rushing	GP	Att.	Net	Avg.	TD	Long
Devine, Noel.....	13	208	934	4.5	6	50
Clarke, Ryan.....	13	80	291	3.6	8	23
Alston, Shawne.....	13	56	248	4.4	0	23
Smith, Geno.....	13	106	217	2.0	0	29
Austin, Tavon.....	13	16	161	10.1	1	46
Sanders, Jock.....	13	14	92	6.6	1	31
Starks, Brad.....	13	1	53	53.0	1	53
Lindamood, Matt.....	13	15	49	3.3	1	8
Johnson, Trey.....	5	15	42	2.8	0	9
Hargrett, Daquan.....	10	3	14	4.7	0	10
Brunetti, Barry.....	4	1	4	4.0	0	4
McCartney, Ivan.....	12	1	2	2.0	0	2
Team.....	13	10	-31	-3.1	0	0
Total	13	526	2,076	3.9	18	53
Opponents	13	410	1,124	2.7	3	55

Passing	Cmp.-Att.-Int.	Pct.	Yards	TD	Long
Smith, Geno.....	241-372-7	64.8	2,763	24	71
Brunetti, Barry.....	4-9-0	44.4	6	0	6
Sanders, Jock.....	0-1-1	0.0	0	0	0
Total	245-382-8	64.1	2,769	24	71
Opponents	228-393-12	58.0	2,270	12	96

Total Offense	Plays	Rush/Pass	Total	Avg.
Smith, Geno.....	478	217/2763	2980	229.2
Devine, Noel.....	208	934/0	934	71.8
Clarke, Ryan.....	80	291/0	291	22.4
Alston, Shawne.....	56	248/0	248	19.1
Austin, Tavon.....	16	161/0	161	12.4
Sanders, Jock.....	15	92/0	92	7.1
Starks, Brad.....	1	53/0	53	4.1
Lindamood, Matt.....	15	49/0	49	3.8
Johnson, Trey.....	15	42/0	42	8.4
Hargrett, Daquan.....	3	14/0	14	1.4
Brunetti, Barry.....	10	4/6	10	2.5
McCartney, Ivan.....	1	2/0	2	0.2
Team.....	10	-31/0	-31	-2.4
Total	908	2,076/2,769	4,845	372.7
Opponents	803	1,124/2,270	3,394	261.1

Receiving	No.	Yards	Avg.	TD	Long
Sanders, Jock.....	69	728	10.6	4	48
Austin, Tavon.....	58	787	13.6	8	71
Devine, Noel.....	34	258	7.6	1	48
Bailey, Stedman.....	24	317	13.2	4	32
Starks, Brad.....	19	317	16.7	4	48
Woods, J.D.....	18	205	11.4	1	21
Johnson, Will.....	9	107	11.9	2	37
Alston, Shawne.....	4	8	2.0	0	9
Urban, Tyler.....	3	7	2.3	0	4
Clarke, Ryan.....	2	16	8.0	0	9
White, Coley.....	2	3	1.5	0	5
Johnson, Trey.....	1	6	6.0	0	6
Lindamood, Matt.....	1	6	6.0	0	6
McCartney, Ivan.....	1	4	4.0	0	4
Total	245	2,769	11.3	24	71
Opponents	228	2,270	10.0	12	96

Punt Returns	No.	Yds	Avg	TD	Long
Hogan, Brandon	12	93	7.8	0	18
Sanders, Jock	8	86	10.8	0	66
Bell, Travis	1	0	0.0	0	0
Woods, J.D.	1	6	6.0	0	6
Total	22	185	8.4	0	66
Opponents	18	156	8.7	1	60

Field Goals	Att.	Pct.	20-29	30-39	40-49	Lg	Blk
Bitancurt, Tyler	10-17	58.8	5-6	3-4	2-7	43	4

FG SEQUENCE	West Virginia	Opponents
Coastal Carolina	(21)	47,42
Marshall	(34),(33), 45,(20)	39
Maryland	(23)	(35)
LSU	28,48	(49),(23)
UNLV	-	(39)
USF	(27),(24)	(36),(47)
Syracuse	-	(28),(19), (33),(22)
Connecticut	(36),(42)	(39),(26), (27)
Cincinnati	-	(49)
LOUISVILLE	(43),41	(43)
PITT	-	(42)
RUTGERS	37	-
NC State	43,42	(45),(38), (40),27

Numbers in (parentheses) indicate field goal was made.

PUNTING	No.	Yds	Avg	Long	TB	FC	I20	Blkd
Pugnetti, Gregg	67	2,802	41.8	71	6	23	24	0
Total	67	2,802	41.8	71	6	23	24	0
Opponents	84	3,531	42.0	73	5	28	33	0

Scoring	TD	FG	Kick	PAT			Pts
				Rush	Rec	Pas	
Bitancurt, Tyler	0	10-17	41-41	0-0	0	0-0	71
Austin, Tavon	9	0-0	0-0	0-0	0	0-0	54
Clarke, Ryan	8	0-0	0-0	0-0	0	0-0	48
Devine, Noel	7	0-0	0-0	0-0	0	0-0	42
Sanders, Jock	5	0-0	0-0	0-0	1	0-0	32
Starks, Brad	5	0-0	0-0	0-0	0	0-0	30
Bailey, Stedman	4	0-0	0-0	0-0	0	0-0	24
Johnson, Will	2	0-0	0-0	0-0	0	0-0	12
Lindamood, Matt	1	0-0	0-0	0-0	0	0-0	6
Woods, J.D.	1	0-0	0-0	0-0	0	0-0	6
Team	0	0-0	0-0	0-0	0	0-0	2
Smith, Geno	0	0-0	0-0	0-0	0	1-1	0
Total	42	10-17	41-41	0-0	1	1-1	327
Opponents	17	19-23	17-17	0-0	0	0-0	176

Kick Returns	No.	Yds	Avg	TD	Long
Austin, Tavon	12	230	19.2	0	50
Sanders, Jock	12	299	24.9	0	60
Hogan, Brandon	6	133	22.2	0	28
Devine, Noel	4	62	15.5	0	25
Davis, Eddie	3	47	15.7	0	22
Clarke, Ryan	3	33	11.0	0	18
Johnson, Will	1	1	1.0	0	1
Alston, Shawne	1	0	0.0	0	0
Total	42	805	19.2	0	60
Opponents	55	1,140	20.7	0	55

Fumble Returns	No.	Yds	Avg	TD	Long
Garvin, Terrence	1	29	29.0	0	29
Thomas, J.T.	1	12	12.0	0	0
Total	2	41	20.5	0	29
Opponents	2	10	5.0	1	7

Interceptions	No.	Yds	Avg	TD	Long
Tandy Keith	6	51	8.5	0	26
Hogan, Brandon	3	78	26.0	0	53
Smith, Eain	1	38	38.0	0	38
Sands, Robert	1	28	28.0	0	28
Bowser, Brantwon	1	4	4.0	0	4
Total	12	204	17.0	0	53
Opponents	8	173	21.6	0	53

All-Purpose	Rush/Rec	PR/KR/IR	Total	Avg.
Devine, Noel	934/258	0/62/0	1,254	96.5
Sanders, Jock	92/728	86/299/0	1,205	92.7
Austin, Tavon	161/787	0/230/0	1,178	90.6
Starks, Brad	53/317	0/0/0	370	28.5
Clarke, Ryan	291/16	0/33/0	340	26.2
Bailey, Stedman	0/317	0/0/0	317	24.4
Hogan, Brandon	0/0	93/133/78	304	27.6
Alston, Shawne	248/8	0/0/0	256	19.7
Smith, Geno	217/0	0/0/0	217	16.7
Woods, J.D.	0/205	6/0/0	211	16.2
Johnson, Will	0/107	0/1/0	108	8.3
Lindamood, Matt	49/6	0/0/0	55	4.2
Tandy, Keith	0/0	0/0/51	51	3.9
Johnson, Trey	42/6	0/0/0	48	9.6
Davis, Eddie	0/0	0/47/0	47	3.6
Smith, Eain	0/0	0/0/38	38	3.2
Sands Robert	0/0	0/0/28	28	2.2
Hargrett, Daquan	14/0	0/0/0	14	1.4
Urban, Tyler	0/7	0/0/0	7	0.6
McCartney, Ivan	2/4	0/0/0	6	0.5
Garvin, Terrence	0/0	0/0/5	5	0.4
Brunetti, Barry	4/0	0/0/0	4	1.0
Bowser, Brantwon	0/0	0/0/4	4	0.3
White, Coley	0/3	0/0/0	3	1.0
Team	-31/0	0/0/0	-31	-2.4
Total	2,076/2,769	185/805/204	6,039	464.5
Opponents	1,124/2,270	156/1,140/173	4,863	374.1

KICKOFFS	No.	Yds	Avg	TB	OB	Retn	Net YdLn
Smith, Corey	64	3,984	62.2	8	0		
Total	64	3,984	62.2	8	0	1,140	41.9 28
Opponents	47	2,849	60.6	3	2	805	42.2 27

Defense	GP	-----Tackles-----				--Sacks-- ----Pass Def.----			---Fumbles---		Blkd.	
		Solo	Ast.	Total	TFL/Yds	No./Yards	Int./Yards	BrUp.	Rcv./Yds.	FF	Kick	Saf.
28 Garvin, Terrence	13	41	35	76	4.5/17	1/8	0/5	4	2/29	1	0	0
30 Thomas, J.T.	13	36	37	73	7/28	2.5/12	0	4	2/12	2	0	0
45 Leonard, A.	13	42	28	70	6.5/17	1/9	0	3	0	1	0	0
4 Glover, Sidney	13	43	20	63	7/27	4/23	0	5	2/0	1	0	0
8 Tandy, Keith	13	38	19	57	2.0/3	0	6/51	11	0	1	0	0
97 Miller, Julian	13	28	26	54	14.0/47	9/33	0	3	0	1	0	0
2 Sands, Robert	13	34	19	53	6.5/35	1.5/7	1/28	0	0	1	0	0
52 Goode, Najee	13	26	21	47	8.5/35	3/18	0	4	0	1	0	0
22 Hogan, Brandon	11	25	12	37	0	0	3/78	6	1/0	1	0	0
90 Neild, Chris	13	17	18	35	4/15	3/12	0	0	0	0	0	0
93 Berry, Scooter	13	15	20	35	4.5/38	4/36	0	0	2/0	0	0	0
31 Lazear, Pat	10	14	11	25	1/5	1/5	0	1	0	0	0	0
24 Smith, Eain	12	15	8	23	1/9	1/9	1/38	2	0	0	0	0
11 Irvin, Bruce	13	18	3	21	14.0/88	14/88	0	1	0	2	0	0
6 Miller, Pat	13	14	6	20	1/4	0	0	4	0	0	0	0
23 Jenkins, Brodrick	13	17	1	18	0	0	0	2	0	0	0	0
47 Rigg, Doug	13	8	6	14	0.5/0	0	0	0	0	0	0	0
94 Taylor, Josh	11	3	10	13	0	0	0	0	0	1	0	0
18 Bowser, Brantwon	13	3	8	11	0	0	1/4	2	0	0	0	0
99 Wright, Jorge	12	3	7	10	1.5/4	0	0	0	0	1	0	0
25 Cook, Darwin	13	8	1	9	0	0	0	0	1/0	0	0	0
43 Vance, Casey	12	5	3	8	0	0	0	0	0	1	0	0
33 Dorsey, Mike	13	7	0	7	2/4	0	0	0	1/0	0	0	0
53 Anderson, Tyler	13	3	3	6	0	0	0	0	0	0	0	0
35 Smith, Lawrence	13	4	2	6	0	0	0	0	0	0	0	0
26 Bell, Travis	13	4	1	5	0	0	0	0	0	0	0	0
91 Lageman, J.B.	3	1	3	4	0.5/1	0	0	0	0	0	0	0
29 Hale, Trippe	12	3	1	4	0	0	0	0	0	0	0	0
10 Bailey, Stedman	13	3	1	4	0	0	0	0	0	1	0	0
44 Smith, Corey	13	2	1	3	0	0	0	0	0	0	0	0
17 Busick, Branko	2	1	2	3	0	0	0	0	0	0	0	0
6 Johnson, Will	13	1	2	3	0	0	0	0	0	0	0	0
3 Davis, Eddie	13	1	2	3	0	0	0	0	0	0	0	0
2 Starks, Brad	13	2	0	2	0	0	0	0	0	0	0	0
87 Nutter, Cody	13	0	2	2	0	0	0	0	0	0	0	0
81 Woods, J.D.	13	2	0	2	0	0	0	0	0	0	0	0
98 Clarke, Will	4	1	1	2	0.5/2	0	0	0	0	0	0	0
57 Braun, Jeff	13	1	1	2	0	0	0	0	0	0	0	0
32 Clarke, Ryan	13	1	0	1	0	0	0	0	0	0	0	0
1 Austin, Tavon	13	1	0	1	0	0	0	0	0	0	0	0
12 Smith, Geno	13	0	1	1	0	0	0	0	0	0	0	0
38 Lindamood, Matt	13	0	1	1	0	0	0	0	0	0	0	0
7 Devine, Noel	13	1	0	1	0	0	0	0	0	0	0	0
92 Ford, Larry	5	0	1	1	0	0	0	0	0	0	0	0
9 Sanders, Jock	13	1	0	1	0	0	0	0	0	0	0	0
78 Huffman, C.J.	1	0	1	1	0.5/1	0	0	0	0	0	0	0
TM Team	13	0	0	0	0	0	0	0	0	0	0	1
Total	13	493	345	838	87/380	45/260	12/204	52	11/41	16	0	1
Opponents	13	-	-	-	-	27/199	8/173	28	20/10	20	4	0

2011 Season Review

“Adversity doesn’t build character, it reveals it” – a statement that has been used numerous times to describe the manner in which victory is achieved against adverse conditions.

But never has a statement been more true about one group than it was about the 2011 West Virginia football program.

The Mountaineers were faced with a tremendous amount of adversity throughout the season. It presented itself early and often, in different ways and at the most inopportune times.

However, by season’s end, WVU overcame the adversity, and its character was revealed. The final result was filled with sunshine, oranges and championships.

Turn the clock back to the spring, a new offense had to be installed, and the defense had to replace eight starters off of one the school’s best units. Josh Jenkins, a two-year starter on the offensive line, suffered a knee injury during the spring game and was out for the season.

Dana Holgorsen, who was brought to Morgantown in December 2010, to serve as offensive coordinator for a year, before becoming the head coach, took over the top post six months earlier than planned.

Taking over the reins of the Mountaineer football program was thrust on him in early

June, at one of the worst times. He had to organize a plan for the season, along with the responsibility of trying to heal a torn-apart fan base in less than two months.

Not one to make excuses, Holgorsen took on the challenge. He spread his philosophy that no one person was bigger than the team; and through hard work, dedication, teamwork and fulfilling your responsibility on and off the field, the West Virginia football program will continue to achieve success.

The Mountaineers started the season with a promising 3-0 start, and once again, adversity showed itself in each of those games.

In the Marshall contest, lightning caused several long delays and finally forced the game to be called in the fourth quarter, giving the Mountaineers the 34-13 victory.

Geno Smith completed 26 passes to nine different receivers for 249 yards and two touchdowns. Najee Goode finished with a game-high seven tackles.

In the third quarter, West Virginia had just taken a 27-13 lead off of Tavon Austin’s 100-yard kickoff return, when the first delay occurred, halting play for three hours and three minutes. When play resumed, WVU held Marshall on three plays, and then marched down the field once again to increase its lead to 34-13. Lightning halted the game for a second





Geno Smith

time, this time for one hour and 19 minutes, when the game was finally called at 10:24 p.m.

Norfolk State came to town for game two and showed that because they competed at the FCS level didn't mean they would be intimidated. The Spartans raced out to a 6-0 lead at the beginning of the second quarter and came back to hold a 12-10 lead at the half.

After a lackluster 143-yard halftime performance, West Virginia exploded in the second half for 45 points and 446 yards to win the game, 55-12. Smith had a stellar performance throwing for 371 yards and four touchdowns. Senior transfer Devon Brown collected 109 yards on four catches and Austin hauled in a team-high six passes for 82 yards and a touchdown. Ivan McCartney also finished with a score. Darwin Cook finished with a game-high 11 tackles, marking his first double-figure tackle performance of his career.

West Virginia travelled to Maryland for its first road test of the season in the annual border war. The Terps took the early 3-0 lead in the first quarter, before the Mountaineers ran off 24-straight points to take a commanding 24-3

lead in the second quarter. The highlight of the run was Terence Garvin's 37-yard interception return for a touchdown at the end of the first-quarter.

Even though Maryland came back with a touchdown with 2:32 left till the half, cutting its deficit to 14 points, WVU marched down the field and kicked a second field goal to stake a 17-point halftime lead.

Stedman Bailey caught a 34-yard touchdown pass from Smith to open the third quarter, giving WVU a 24-point lead and looked like it was going to cruise to an easy win. The Terps had other ideas as it ran off three straight touchdowns to cut the Mountaineer lead to three points, 34-31, and completely take the momentum.

A 14-play drive, eating up 5:47 on the clock led to the third Bitancurt field goal to stem the tide and force Maryland to go the length of the field in order to win the game. The Terps started their drive with 4:36 left in the game drove to the WVU 36, before Eain Smith saved the game with a timely interception.

The Mountaineers were paced by a trio of wide receivers who went down in the WVU record book, marking the first time three receivers finished with 100 or more yards. Austin finished with 11 catches for 122 yards, Bailey had eight catches for 113 yards and a touchdown and McCartney had 101 yards on eight catches. Smith completed 36 passes for 388 yards and a touchdown.

Three WVU defensive players collected double-figure tackles, Goode with 13, Pat Miller with 11 and Keith Tandy with 10.

Attention then turned to No. 2-ranked LSU as it was the Tigers turn to come to town, and ESPN GameDay came to Morgantown for the first time, making the atmosphere even more electric. The excitement of the Mountaineer faithful was at an all-time high as the sellout crowd waited all week for the game to kickoff.

Unfortunately, adversity paid a visit once again, as WVU knew it was going to have to play a superb game to unseat the highly-ranked Tigers. The Mountaineers posted 241 yards of total offense in the first half but was down 20 points because of costly mistakes.

LSU missed a field goal to start the third quarter, then six plays later, West Virginia cut the Tigers' lead to 13, when Smith completed a

12-yard strike to Tyler Urban. After the Mountaineer defense held LSU for two more drives, the offense drove down the field, keyed by a 72-yard pass play from Smith to Austin. Four plays later, WVU pulled within six points of LSU, when Dustin Garrison rushed in from one-yard out, cutting the LSU lead to 27-21 and clearly taking the momentum.

The Tigers took the momentum right back, as Morris Clairborne took the ensuing kickoff and raced 99 yards to the end zone, pushing the LSU lead to 13 points at the end of the third quarter. LSU scored twice more to put the game out of reach and hand WVU its first loss of the season.

West Virginia put up 533 yards of total offense against the vaunted Tiger defense. Smith completed a school record 38-of-65 passes for 463 yards and two touchdowns. Austin collected 11 catches for 187 yards, and Bailey finished with eight receptions for 115 yards and a touchdown. Garrison, in his first real action of the season, finished with 10 carries for 46 yards and a touchdown. Linebackers Doug Rigg and Goode paced the WVU defense with nine and

eight tackles, respectively.

The Mountaineers responded to the loss with two home wins, 55-10, over Bowling Green, and opened BIG EAST play with a 43-16 win over Connecticut.

Against Bowling Green, Garrison put up a career and national season high rushing total of 291 yards and two touchdowns, and Shawne Alston, in his first action of the season after coming back from a neck injury, finished with two touchdowns. Smith threw for three scores, and Bailey finished with a school-record third straight 100-yard plus receiving performance of the season.

Jewone Snow, in his first career start, finished with a team-high nine tackles. Tandy collected a game-high two interceptions and had two pass breakups.

Against Connecticut, the Mountaineers held a slim 10-9 halftime lead, once again being held in check, fumbling once, punting twice and losing a possession on downs.

With West Virginia holding a one-point lead in the third quarter, UConn was driving deep in WVU territory, when Pat Miller forced quarterback Johnny McEntee to fumble the ball. The ball bounced to Snow, who rumbled down the field 83 yards to set up a Smith to Austin touchdown on the next play.

WVU put the game out of reach in the second half, outscoring the Huskies, 33-7, including a 23-0 advantage in the third quarter.

Smith put on a show, throwing for 450 yards and four touchdowns. Bailey added to his school record with his fourth 100-yard plus receiving effort, finishing with 178 yards on seven catches and scored two touchdowns. McCartney collected his career-high with 131 yards on six catches. Garrison ran for 80 yards and scored a touchdown.

The Mountaineer defense collected a season high five sacks, led by Bruce Irvin, who collected 1.5 for the game. Eain Smith and Cook led the team with eight tackles.

West Virginia travelled to Syracuse in week seven, looking to avenge last year's home loss to the Orange. In front of a national ESPN Friday night audience, the Mountaineers let adversity get the best of them on that night in a big way.

Syracuse came out the aggressor, blitzing the Mountaineers from the minute they got off





the bus. The Orange took an early 14-3 lead in the second quarter and looked like they were going to run away with it. The Mountaineers fought their way back, as Smith threw a pass down the sideline, and Bailey fought off a Syracuse defender to make the grab and run it into the end zone for the 64-yard score.

When it looked like the Mountaineers were gaining some momentum, Syracuse distanced themselves once again, when Dorian Graham took the ensuing kickoff and ran it 98 yards for a touchdown, giving them a 21-9 halftime lead.

The Mountaineers regrouped and scored out of halftime, cutting the Orange lead once again to five points, 21-16, on a one-yard run by Alston.

Three straight passing touchdowns from Ryan Nassib gave the Orange a 42-16 lead at the early part of the fourth quarter. WVU scored a late touchdown but dropped the game, by 26 points, 49-23, when the final horn sounded. Snow finished with a game-high eight tackles, including six solo stops.

Smith threw for 338 yards and two touchdowns, and Bailey ran his school-record 100-

yard plus receiving performances to five with his seven catch, 130 yard and one touchdown effort. Tandy and Eain Smith each contributed seven stops.

With its back against the wall and knowing it had to win to stay in the championship hunt, West Virginia hit the road for the second straight game to face a Rutgers squad that was hungry for a win against the Mountaineers.

Once again, as with each game so far, the Mountaineers faced adversity. A blizzard was spreading up the east coast with a wintry mix of freezing rain and snow that made the field conditions treacherous.

With those weather conditions, most would think that scoring would be at a premium. This game was like a track meet, both sides combining for 52 first half points.


Rutgers took the early 3-0 lead, before Alston broke through the line and like a bus with a set of winter treads, rumbled down the field for 52 yards to give WVU the 7-3 lead. Not to be outdone, the Scarlet Knights scored their first touchdown of the game three plays later to take a 10-7 lead. West Virginia gave its answer on the first play of the drive with Austin taking a reverse handoff 80 yards for a touchdown to give the Mountaineers a 14-10 advantage.

The scoring went back and forth once again with Rutgers' Mark Harrison making a 45-yard pass reception, before Alston rumbled in for a two-yard score, his second touchdown of the game, giving WVU a four-point lead, 21-17. Two Jawan Jamison touchdown runs gave the Scarlet Knights a 10-point halftime lead.

The Mountaineers fought adversity once again, outscoring Rutgers, 20-0 in the second half to win the game, 41-31. Smith's two touchdown passes to Bailey and Austin, and his first career rushing touchdown led WVU to the win.

Alston ran for a career-high 110 yards and two touchdowns, and Smith threw for 218 yards and two touchdowns. Cook collected his second double-figure tackle performance of his career with 11, Eain Smith and Snow each finished with eight tackles, Julian Miller had two fumble recoveries and Brodrick Jenkins had two interceptions in his first collegiate start.

West Virginia knew Louisville's visit was going to be a tough, hard-fought game, but was going to be a key contest for both teams in the conference championship battle.



Shawne/Alston

The game started fast as both teams traded touchdowns three times to leave the game tied at 21-21 at the half. Mistakes were starting to cost West Virginia as a shanked punt with less than two minutes left in the first half gave Louisville field position that they took advantage of in tying the game.

The Mountaineers' mistakes continued throughout the third quarter with a missed field goal, a fumble that led to a Louisville field goal and a drive that ended on downs. Then WVU was attempting a 23-yard field goal at the beginning of the fourth quarter that was blocked and returned 82 yards for a touchdown to completely change the face of the game, giving the Cardinals a 10-point lead.

West Virginia once again fought adversity, stopping Louisville on its next drive and scoring with 8:53 left in the game on an Alston seven-yard run to pull within three points.

The Cardinals then sealed the game with a 13-play drive that ate up 7:11 on the clock and ended with a second Brown touchdown, giving Louisville a 10-point cushion once again with 1:42 left in the game. WVU scored a touchdown

with less than a minute left but it wasn't enough as Louisville won the game, 38-35.

Smith completed 31-of-44 passes for 410 yards and three touchdowns, and Bailey collected his sixth 100-yard receiving performance of the season, finishing with eight catches for 118 yards and two touchdowns. Austin had seven receptions for 90 yards and a touchdown, while Alston ran for two scores. Cook finished with a team-high 10 tackles, including six solo stops, and Bruce Irvin finished with two sacks and three tackles for loss.

It was down to a three-game season for WVU. The Mountaineers knew with two losses already that they had to run the table if they had any hopes of winning the league. Each game presented its own adversity that WVU had to overcome.

The Mountaineers travelled to Cincinnati for game 10. The Bearcats made their statement in their first drive, taking the early 7-0 lead in just three plays. Isaiah Peard burst through the line and ran 40 yards to the end zone. Four plays later, the Mountaineers answered with Smith once again finding one of his favorite targets, Bailey for a 59-yard scoring strike.

West Virginia controlled the second quarter, denting the scoreboard for 10 points to take a 17-7 halftime lead. Bitancurt nailed a 28-yard field goal, and Julian Miller recovered a Zach Collaros fumble in the end zone for a touchdown.

Cincinnati stormed back in the second half, scoring a touchdown at the end of the third quarter and one more at the beginning of the fourth to take a 21-17 lead with 13:20 left in the game.

Again the Mountaineers responded with a 12-play drive, taking a three-point lead, 24-21. Pass completions from Smith to Willie Milhouse of 24 yards, 13 to Bailey and 23 to Austin were the key plays in the drive to set up the one-yard Alston rush for the go-ahead score.

The Bearcats had one last drive with 2:01 left to pull out the win. Within three plays, Cincinnati was down to the WVU 21-yard line with a first down and things weren't looking good. The Mountaineer defense then responded, holding UC to seven yards on three plays and then sealed the win when Eain Smith shot up through the middle and blocked Tony Miliano's 31-yard field goal attempt with no time left.

Smith threw for 372 yards and a touchdown, Austin had a game-high nine catches for 126 yards and Bailey finished with 104 yards on six receptions and a touchdown. Goode had a team-high eight tackles, including five unassisted, three tackles for loss and a sack. Irvin finished with a sack, two tackles for loss, four solo tackles and forced a fumble. Julian Miller collected seven tackles, broke up a pass and recovered a fumble.

Pitt came to town for the annual Backyard Brawl and for Mountaineer senior night. Besides being a rivalry game, both teams had a lot riding on the outcome of the game.

WVU had its back against the wall from the start, giving up two touchdowns in the first quarter. The Mountaineers came back with a Smith to Bailey 63-yard pass play to cut the lead in half, only to give up another field goal to go into halftime down by 10 points.

The Panthers took advantage of a WVU fumble and added three points to their lead early in the second half, building a 13-point lead, 20-7. West Virginia responded on its next drive as Alston scored on an eight-yard run, cutting the

Pitt lead to six points.

Midway through the fourth quarter, the Mountaineers used an 11-play drive to eat up 83 yards to capture the lead with Alston barreling in from one-yard out to give WVU a slim 21-20 lead.

The Mountaineer defense dominated the Panther offense in their last two drives to seal the 21-20 victory. The Pitt offense was held to 23 yards on eight plays in the first drive, including a tackle for no gain by Julian Miller on second down and an Irvin sack of quarterback Tino Sunseri on third down. In their final drive, the Panthers were held to six yards on seven plays. The West Virginia defense sacked Sunseri the final three plays of the game, by Goode, Irvin and Julian Miller, forcing a fumble on the final play.

Smith completed 22-of-31 passes for 244 yards and a touchdown, Austin finished with 10 catches for 102 yards and Bailey finished with 80 yards on three catches and a touchdown. Garrison ran for 55 yards on 11 carries and Alston finished with 34 yards and two touchdowns. Garvin finished with a game-high 14 tackles, including nine unassisted, and Julian Miller collected 12 tackles, nine solo and tied the school record with four sacks. Irvin had two sacks, and Snow finished with one.

USF was all that stood between the Mountaineers and at least a share of the conference championship.

The Mountaineers took an early 10-0 lead midway through the second quarter after Pat Miller intercepted B.J. Daniels and returned it 52 yards for a touchdown. On its next drive, USF cut the WVU lead to three when a 20-yard pass from B.J. Daniels to Sterling Griffin that was ruled incomplete was overturned by the replay booth. A second field goal by WVU with 22 seconds left gave the Mountaineers a 13-7 halftime advantage.

West Virginia took a 10-point lead when Austin returned his second kickoff of the season 90 yards for a touchdown in the third quarter.

Then the momentum clearly swung in USF's favor as they scored 10 straight points to tie the game at 20-20. A USF field goal at the end of the third quarter and a Daniels rushing touchdown opened up the fourth quarter highlighted the Bulls scoring.

On the first play of West Virginia's next possession, JaQuez Jenkins stepped in front





of a Smith pass and returned the interception 24 yards for the go-ahead touchdown with just under 10 minutes left in the game.

The Mountaineers saw their chance of a BIG EAST title and the BCS bid withering away with that interception return. However, as they had done all season long, WVU fought the adversity beginning with its next drive. A fourth down completion to Bailey, then a fourth down personal foul penalty on USF before Garrison finished the drive with two straight runs for 21 yards, tying the game once again.

Then with 5:09 left in the game, USF started with outstanding field position after a 51-yard kickoff return. Three plays later, the Bulls had first down on the WVU 28-yard line and was looking like they were going to score the winning points.

Then luck struck for WVU as Goode stood Daniels up as he tried to run to the outside and forced him to fumble, giving the Mountaineers the ball back with three minutes left and the chance to win the game and the share of the championship.

Garrison rumbled for nine yards, then a completion to J.D. Woods for 10 more, then two more runs by Garrison for 3 and 10 yards. Then Smith was sacked followed by two incomplete passes. Next came the biggest play of the game as Smith found Bailey for 26 yards down to the 16 yard line with only seconds remaining. Bitancurt came on and calmly hit the game-winning field goal from 28 yards to give West

Virginia its second-straight BIG EAST championship, sixth since 2003 and seventh overall.

Two days later, Cincinnati defeated Connecticut to provide a three-way tie for the conference title. West Virginia won the tie breaker and was awarded the BCS bid to face the ACC Champion, Clemson, in the Orange Bowl.

As had been the case in West Virginia's other BCS bowl games, no one in the nation except the state of West Virginia and a small percentage of Mountaineer fans gave WVU the vote of confidence to pull off an upset win against Clemson.

And to add adversity to the mix once again, starting safety Terence Garvin, one of the team's top defensive players, hurt his knee in the USF game, had surgery and was out for the bowl game. Dustin Garrison, the team's starting running back, injured his knee during the first practice in Miami and was out for the bowl game.

The game started out like a track meet. Both team's traded touchdowns and Clemson added a field goal to take a three-point lead at the end of the first quarter, 17-14. Austin scored the second of his bowl record four receiving touchdowns to start off the second quarter, giving the Mountaineers a 21-17 lead.

Then the game-changing play of the season happened. With Clemson on the WVU goal line ready to retake the lead, Andre Ellington was going down at the one-yard line, when Rigg stripped the ball away. Cook saw the ball out,

picked it up and raced down the field 99 yards for a touchdown, giving WVU a 28-17 lead.

That was a knockout punch to the head in the title fight, as the Mountaineer offense exploded from there en-route to a 70-33 victory, setting the all-time bowl record for points in a game.

West Virginia tied or set 18 WVU individual or team bowl records, 28 individual, team or combined Orange Bowl records, 18 BCS Bowl records and 14 overall NCAA Bowl records.

Smith threw for a bowl-record 407 yards and six touchdowns, ran another in for a bowl-record seven total touchdowns responsible for. Austin finished with bowl records for catches (12) and touchdowns (4). Alston ran for 77 yards and two touchdowns, Bailey finished with five catches for 82 yards and a touchdown and Milhouse finished with 71 yards on three catches and a touchdown. Eain Smith collected 13 tackles, including 12 solo stops and Irvin, Goode and Will Clarke each finished with a sack.

In the end West Virginia achieved its goal, including a championship season with 10 wins, captured their sixth BIG EAST title since 2003 and seventh overall, won the Orange Bowl to run its BCS record to 3-0 and was heralded as the top program in the East.

Holgorsen was named the first year coach of the year award winner by the Football Writers Association and was one of seven coaches to

lead his program to a BCS game in his first year as a head coach and one of three who won the game.

Ten players earned All-BIG EAST honors, and three players were named to seven All-America teams. West Virginia was one of the only two schools in the nation to have a quarterback throw for 4,000 yards and have two receivers finish with 1,000 or more yards. Smith completed 346-of-526 passes for 4,385 yards and 31 touchdowns. Austin finished with a school-record 101 passes for 1,186 yards and eight touchdowns, while Bailey caught 72 passes for a school-record 1,279 yards and tied the school record with 12 touchdowns.

Smith tied or broke 34 school or conference game, season or career records, and the receiving corps tied for broke 12 game, season or career WVU or conference marks.

Goode led the Mountaineers with 87 tackles, five sacks and 14 tackles for loss, while Cook finished with 85 tackles, including 51 solo stops. Irvin led the team with 8.5 sacks, 15 tackles for loss and three forced fumbles, while Julian Miller finished with six sacks and 11 tackles for loss. Tandy led the team with four interceptions and nine pass breakups.

Going into 2011, everyone talked about WVU football for the wrong reasons. By the end of the season, everyone was talking about the excitement surrounding the program and the promise of the Mountaineers' future.



2011 Statistical Totals

Date	Opponent	Result	Score	Attend.
S4	Marshall	W	34-13	60,758
S10	Norfolk State	W	55-12	51,911
S17	at Maryland	W	37-31	53,627
S24	(2) LSU	L	21-47	62,056
O1	Bowling Green	W	55-10	46,603
O8	*Connecticut	W	43-16	56,179
O21	*at Syracuse	L	23-49	45,265
O29	*at Rutgers	W	41-31	47,303
N5	*Louisville	L	35-38	57,287
N12	*at (18) Cincinnati	W	24-21	48,152
N25	*Pitt	W	21-20	60,932
D4	*at USF	W	30-27	41,743
J4	vs. (14) Clemson	W	70-33	67,563

* - BIG EAST Conference Game
 ^ - Discover Orange Bowl, Miami, Fla.

Team Statistics	WVU	OPP
SCORING	489	348
Points Per Game	37.6	26.8
FIRST DOWNS	301	241
Rushing	91	94
Passing.....	187	129
Penalty.....	23	18
RUSHING YARDAGE	1,595	1,882
Yards gained rushing.....	1,936	2,210
Yards lost rushing.....	341	328
Rushing Attempts	417	472
Average Per Rush	3.8	4.0
Average Per Game.....	122.7	144.8
TDs Rushing.....	25	21
PASSING YARDAGE	4,509	2,645
Comp-Att-Int	353-542-9	255-448-14
Average Per Pass.....	8.3	5.9
Average Per Catch	12.8	10.4
Average Per Game	346.8	203.5
TDs Passing	32	15
TOTAL OFFENSE	6,104	4,527
Total Plays	959	920
Average Per Play.....	6.4	4.9
Average Per Game.....	469.5	348.2
KICK RETURNS: #-Yards	57-1,349	79-1,882
PUNT RETURNS: #-Yards	25-294	16-169
INT RETURNS: #-Yards	14-190	9-158
KICK RETURN AVERAGE	23.7	23.8
PUNT RETURN AVERAGE	11.8	10.6
INT RETURN AVERAGE	13.6	17.6
FUMBLES-LOST	27-13	22-9
PENALTIES-Yards	80-697	87-723
Average Per Game.....	53.6	55.6
PUNTS-Yards	56-2,148	79-3300
Average Per Punt	38.4	41.8
Net punt average.....	34.6	37.3
TIME OF POSSESSION/Game ..	28:20	30:33
3RD-DOWN Conversions	73/180	73/204
3rd-Down Pct.....	41%	36%
4TH-DOWN Conversions	9/18	8/17
4th-Down Pct.....	50%	47%
SACKS BY-Yards	31-180	26-198
MISC YARDS	0	94
TOUCHDOWNS SCORED	63	42
FIELD GOALS-ATTEMPTS	16-22	19-24
ON-SIDE KICKS	0-0	0-0
RED-ZONE SCORES	(54-61) 89%	(40-48) 83%
RED-ZONE TOUCHDOWNS ..	(41-61) 67%	(28-48) 58%
PAT-ATTEMPTS	(61-63) 97%	(37-38) 97%
ATTENDANCE	395,726	236,090
Games/Avg Per Game	7/56,532	5/47,218
Neutral Site Games		1/67,563

Scoring By Quarters	1 st	2 nd	3 rd	4 th	Total
	West Virginia	82	167	131	109
Opponents	115	87	62	84	348

Rushing	GP	Att.	Net	Avg.	TD	Long
Garrison, Dustin	12	136	742	5.5	6	42
Alston, Shawne	11	97	416	4.3	12	52
Austin, Tavon	13	16	182	11.4	1	80
Buie, Andrew	11	51	172	3.4	1	12
Roberts, Vernard	12	44	140	3.2	3	9
Johnson, Trey	2	3	8	2.7	0	6
Millard, Paul	4	2	3	1.5	0	2
Molinari, Mike	13	1	-8	-8.0	0	0
Team	8	11	-27	-2.5	0	0
Smith, Geno	13	56	-33	-0.6	2	20
Total	13	417	1,595	3.8	25	80
Opponents	13	472	1,882	4.0	21	68

Passing	Cmp.-Att.-Int.	Pct.	Yards	TD	Long
Smith, Geno	346-526-7	65.8	4,385	31	84
Millard, Paul	7-15-2	46.7	124	1	45
Team	0-1-0	0.0	0	0	0
Total	353-542-9	65.1	4509	32	84
Opponents	255-448-14	56.9	2645	15	56

Total Offense	Plays	Rush/Pass	Total	Avg.
Smith, Geno	582	-33/4,385	4,352	334.8
Garrison, Dustin	136	742/0	742	61.8
Alston, Shawne	97	416/0	416	37.8
Austin, Tavon	16	182/0	182	14.0
Buie, Andrew	51	172/0	172	15.6
Roberts, Vernard	44	140/0	140	11.7
Millard, Paul	17	3/124	127	31.8
Johnson, Trey	3	8/0	8	4.0
Molinari, Mike	1	-8/0	-8	-0.6
Team	12	-27/0	-27	-3.4
Total	959	1,595/4,509	6,104	469.5
Opponents	920	1,882/2,645	4,527	348.2

Receiving	No.	Yards	Avg.	TD	Long
Austin, Tavon	101	1,186	11.7	8	72
BAILEY, Stedman	72	1,279	17.8	12	84
McCartney, Ivan	49	585	11.9	3	51
Brown, Devon	29	404	13.9	1	55
Garrison, Dustin	24	201	8.4	0	36
Urban, Tyler	20	226	11.3	2	19
Starks, Brad	14	174	12.4	4	30
Milhouse, Willie	13	220	16.9	1	43
Buie, Andrew	13	85	6.5	0	20
Woods, J.D.	7	67	9.6	0	15
Nehlen, Ryan	5	64	12.8	1	21
Roberts, Vernard	4	12	3.0	0	9
Alston, Shawne	2	6	3.0	0	6
Total	353	4,509	12.8	32	84
Opponents	255	2,645	10.4	15	56

Punt Returns	No.	Yds	Avg	TD	Long
Austin, Tavon	19	268	14.1	0	64
Jenkins, Brodrick	2	12	6.0	0	7
Brown, Devon	2	-3	-1.5	0	0
Banks, Ishmael	1	1	1.0	0	0
Milhouse, Willie	1	16	16.0	0	0
Total	25	294	11.8	0	64
Opponents	16	169	10.6	1	87

Field Goals	Att.	Pct.	20-29	30-39	40-49	Lg	Blk
Bitancurt, Tyler.....	16-22	72.7	1-1	7-8	5-9	45	2

FG SEQUENCE	West Virginia	Opponents
Marshall.....	(27),(43)	(24),(21)
Norfolk State.....	35,(17),(21)	(50),(39),(39),(40)
Maryland.....	(35),(34),(21)	(25),48
LSU.....	-	30
BOWLING GREEN.....	(30),(45)	(21)
CONNECTICUT.....	(31),(33)	42,(40),(53),(22)
Syracuse.....	(27)	-
Rutgers.....	-	(40)
LOUISVILLE.....	32,23	(39)
Cincinnati.....	(28),39,47	42,31
PITT.....	-	(30),(27)
USF.....	38,(23),(42),(28)	(32),(20)
Clemson.....	-	(42),(43)
		(40),27

Numbers in (parentheses) indicate field goal was made.

PUNTING	No.	Yds	Avg	Long	TB	FC	I20	Blkd
Molinari, Mike	30	1,116	37.2	58	2	5	11	0
Smith, Corey	26	1,032	39.7	62	0	1	6	0
Total	56	2,148	38.4	62	2	6	17	0
Opponents	79	3,300	41.8	63	3	22	25	1

Scoring	TD	FG	Kick	PAT			Pts
				Rush	Rec	Pas	
Bitancurt, Tyler.....	0	16-22	61-63	0-0	0	0-0	109
Bailey, Stedman....	12	0-0	0-0	0-0	0	0-0	72
Alston, Shawne....	12	0-0	0-0	0-0	0	0-0	72
Austin, Tavon.....	11	0-0	0-0	0-0	0	0-0	66
Garrison, Dustin....	6	0-0	0-0	0-0	0	0-0	36
Starks, Brad.....	4	0-0	0-0	0-0	0	0-0	24
McCartney, Ivan....	3	0-0	0-0	0-0	0	0-0	18
Roberts, Vernard ..	3	0-0	0-0	0-0	0	0-0	18
Smith, Geno.....	2	0-0	0-0	0-0	0	0-0	12
Urban, Tyler.....	2	0-0	0-0	0-0	0	0-0	12
Miller, Julian.....	1	0-0	0-0	0-0	0	0-0	6
Buie, Andrew.....	1	0-0	0-0	0-0	0	0-0	6
Milhouse, Willie....	1	0-0	0-0	0-0	0	0-0	6
Garvin, Terence....	1	0-0	0-0	0-0	0	0-0	6
Nehlen, Ryan.....	1	0-0	0-0	0-0	0	0-0	6
Miller, Pat.....	1	0-0	0-0	0-0	0	0-0	6
Brown, Devon.....	1	0-0	0-0	0-0	0	0-0	6
Cook, Darwin.....	1	0-0	0-0	0-0	0	0-0	6
Team.....	0	0-0	0-0	0-0	0	0-0	2
Total	63	16-22	61-63	0-0	0	0-0	489
Opponents	42	19-24	37-38	1-1	0	0-3	348

Kick Returns	No.	Yds	Avg	TD	Long
Austin, Tavon.....	36	938	26.1	2	100
Starks, Brad.....	9	223	24.8	0	62
Brown, Devon.....	5	81	16.2	0	24
Bailey, Stedman.....	4	67	16.8	0	26
Jenkins, Brodrick.....	2	38	19.0	0	19
Roberts, Vernard.....	1	2	2.0	0	2
Total	57	1,349	23.7	2	100
Opponents	79	1,882	23.8	2	99

Fumble Returns	No.	Yds	Avg	TD	Long
Cook, Darwin	1	99	99.0	1	99
Goode, Najee	1	4	4.0	0	4
Snow, Jewone	1	83	83.0	0	83
Miller, Julian	0	0	0.0	1	0
Total	3	186	62.0	2	99
Opponents	1	-15	-15.0	1	0

Interceptions	No.	Yds	Avg	TD	Long
Tandy, Keith.....	4	63	15.8	0	18
Jenkins, Brodrick.....	2	0	0.0	0	0
Cook, Darwin.....	2	21	10.5	0	21
Miller, Pat.....	2	58	29.0	1	52
Garvin, Terence.....	2	32	16.0	1	37
Smith, Eain.....	1	1	1.0	0	1
Goode, Najee.....	1	15	15.0	0	15
Total	14	190	13.6	2	52
Opponents	9	158	17.6	2	48

All-Purpose	Rush/Rec	PR/KR/IR	Total	Avg.
Austin, Tavon	182/1,186	268/938/0	2,574	198.0
Bailey, Stedman	0/1,279	0/67/0	1,346	103.5
Garrison, Dustin	742/201	0/0/0	943	78.6
McCartney, Ivan	0/585	0/0/0	585	45.0
Brown, Devon	0/404	-3/81/0	482	37.1
Alston, Shawne	416/6	0/0/0	422	38.4
Starks, Brad	0/174	0/223/0	397	49.6
Buie, Andrew	172/85	0/0/0	257	23.4
Milhouse, Willie	0/220	16/0/0	236	18.2
Urban, Tyler	0/226	0/0/0	226	17.4
Roberts, Vernard	140/12	0/2/0	154	12.8
Woods, J.D.	0/67	0/0/0	67	7.4
Nehlen, Ryan	0/64	0/0/0	64	4.9
Tandy, Keith	0/0	0/0/63	63	4.8
Miller, Pat	0/0	0/0/58	58	4.5
Jenkins, Brodrick	0/0	12/38/0	50	3.8
Garvin, Terence	0/0	0/0/32	32	2.9
Cook, Darwin	0/0	0/0/21	21	1.6
Goode, Najee	0/0	0/0/15	15	1.2
Johnson, Trey	8/0	0/0/0	8	4.0
Millard, Paul	3/0	0/0/0	3	0.8
Banks, Ishmael	0/0	1/0/0	1	0.1
Smith, Eain	0/0	0/0/1	1	0.1
Molinari, Mike	-8/0	0/0/0	-8	-0.6
Team	-27/0	0/0/0	-27	-3.4
Smith, Geno	-33/0	0/0/0	-33	-2.5
Total	1,595/4,509	294/1,349/190	7,937	610.5
Opponents	1,882/2,645	169/1,882/158	6,736	518.2

KICKOFFS	No.	Yds	Avg	TB	OB	Retn	Net	YdLn
Smith, Corey	73	4,577	62.7	5	2			
Bitancurt, Tyler	16	883	55.2	2	1			
Total	89	5460	61.3	7	3	1882	38.6	31
Opponents	72	4363	60.6	9	5	1349	39.4	30

Defense	GP	-----Tackles-----				--Sacks-- ----Pass Def.----			---Fumbles---		Blkd.	
		Solo	Ast.	Total	TFL/Yds	No./Yards	Int./Yards	BrUp.	Rcv./Yds.	FF	Kick	Saf.
52 Goode, Najee	13	44	44	88	15/47	5/34	1/15	1	1/4	1	0	0
25 Cook, Darwin	13	51	34	85	1/1	0	2/21	4	2/99	0	0	0
24 Smith, Eain	13	55	21	76	3/13	0	1/1	6	0	2	1	0
28 Garvin, Terence	11	43	29	72	5.5/13	3.5/6	2/32	3	0	0	0	0
6 Miller, Pat	13	50	16	66	1.5/1	0	2/58	3	0	1	0	0
8 Tandy, Keith	13	50	14	64	2/9	0	4/63	9	0	0	0	0
97 Miller, Julian	13	31	26	57	11/30	6/24	0	2	3/0	2	0	0
56 Snow, Jewone	11	18	24	42	2/7	1.5/6	0	0	1/83	0	0	0
11 Irvin, Bruce	13	27	13	40	15/91	8.5/71	0	0	0	3	0	0
99 Wright, Jorge	13	21	17	38	3.5/12	1.5/10	0	0	0	0	0	0
98 Clarke, Will	13	19	15	34	5/25	2/16	0	1	0	0	0	0
47 Rigg, Doug	11	11	19	30	4/14	1/8	0	0	1/0	1	0	0
43 Vance, Casey	11	9	21	30	2.5/3	0.5/1	0	0	0	0	0	0
23 Jenkins, Brodrick	13	22	5	27	2/10	0	2/0	8	0	0	0	0
33 Barber, Jared	12	13	10	23	2/6	0	0	3	0	0	0	0
53 Anderson, Tyler	13	9	8	17	4/9	0	0	0	0	0	0	0
34 Banks, Ishmael	13	9	2	11	0	0	0	1	0	0	0	0
45 Level, Cecil	13	7	4	11	0	0	0	0	0	0	0	0
26 Bell, Travis	11	4	6	10	0	0	0	1	1/0	0	0	0
42 Miles, Donovan	12	4	6	10	0	0	0	0	0	0	0	0
17 Francis, Josh	8	7	2	9	0	0	0	0	0	0	0	0
94 Taylor, Josh	9	2	7	9	0.5/2	0.5/2	0	0	0	0	0	0
36 Petteway, Shaq	12	5	3	8	0	0	0	0	0	0	0	0
90 Rowell, Shaq	10	2	6	8	0	0	0	0	0	0	0	0
46 Moro, Matt	7	4	2	6	0	0	0	0	0	0	0	0
49 Gloster, Troy	10	2	3	5	0	0	0	0	0	0	0	0
18 Bowser, Brantwon	12	3	2	5	0	0	0	0	0	0	0	0
85 Milhouse, Willie	13	2	3	5	0	0	0	0	0	0	1	0
3 Bailey, Stedman	13	5	0	5	0	0	0	0	0	0	0	0
91 Lageman, J.B.	7	2	2	4	0	0	0	0	0	0	0	0
87 Nutter, Cody	13	4	0	4	0	0	0	0	0	0	0	0
37 Tonkery, Wes	9	4	0	4	1/3	0	0	0	0	0	0	0
22 Williams, Avery	5	2	1	3	0	0	0	0	0	0	0	0
19 Marable, Will	6	2	1	3	0	0	0	0	0	0	0	0
92 Demko, Trevor	4	0	3	3	0	0	0	0	0	0	0	0
41 Kovatch, Ricky	13	2	0	2	0	0	0	0	0	0	0	0
50 Redman, Taige	13	1	1	2	0	0	0	0	0	0	0	0
32 Clarke, Ryan	12	1	0	1	0	0	0	0	0	0	0	0
10 Dorsey, Mike	5	0	1	1	0	0	0	0	0	0	0	0
55 Rader, Tyler	13	1	0	1	0	0	0	0	0	0	0	0
81 Woods, J.D.	9	1	0	1	0	0	0	0	0	0	0	0
89 Urban, Tyler	13	1	0	1	0	0	0	0	0	0	0	0
2 Starks, Brad	8	1	0	1	0	0	0	0	0	0	0	0
5 McCartney, Ivan	13	1	0	1	0	0	0	0	0	0	0	0
44 Smith, Corey	13	1	0	1	0	0	0	0	0	0	0	0
1 Austin, Tavon	13	1	0	1	0	0	0	0	0	0	0	0
TM Team	13	0	0	0	0	0	0	0	0	0	0	1
Total	13	553	372	925	80/295	31/180	14/190	42	9/186	10	2	1
Opponents	13	-	-	-	79/324	26/198	9/158	57	13/-15	19	2	.

2012 Season Review

West Virginia head coach Dana Holgorsen led the Mountaineer football program into uncharted territory in year two of his coaching tenure, beginning an affiliation as a new member of the Big 12 conference, one of the top leagues in the nation.

When the season ended, WVU had a 7-6 record, earning its 11th straight winning season and making its school record 11th straight bowl appearance.

Even though the final record wasn't what everyone associated with the program envisioned, the Mountaineers set numerous offensive records, had several players earn postseason honors and established a solid foundation in its new conference home.

When practice began in August, the expectations and buzz about the football program were at an all-time high. Nationally ranked No. 11, there was much excitement surrounding quarterback Geno Smith and receivers Tavon Austin and Stedman Bailey and how these players were going to lead the program into the new conference.

The Mountaineers started the season 5-0 and were ranked as high as No. 4 in one poll and No. 5 in the other.

Against Marshall in the "Friends of Coal Bowl", WVU exploded offensively, racing to a 34-10 halftime lead and never looked back,

scoring 69 points and cumulating 655 offensive yards, including 331 on the ground and 324 through the air, in the 69-34 win.

Smith completed 32-of-36 passes for 323 yards and four touchdowns, while Austin collected 10 receptions and a touchdown, Bailey finished with nine catches for 104 and two touchdowns and J.D. Woods had a personal-best seven receptions for 75 yards and a score. Running back Shawne Alston ran for a career-high 123 yards and two touchdowns, and senior linebacker Terence Garvin finished with 12 tackles, including a sack, two tackles for loss and forced a fumble.

In game two against James Madison at FedEx Field in Landover, Md., the Mountaineers picked up where they left off from game one, scoring on the first four possessions, leading 28-3 at halftime and never looking back, winning 42-12.

The offense put up stellar numbers, totaling 569 yards, including 448 yards passing. Smith was outstanding once again, completing 34-of-39 passes for 411 yards and five touchdowns. Bailey led the receiving corps with 13 catches for 173 yards and three touchdowns, while Austin had 11 receptions for 113 yards and a touchdown. This marked the first time since 1981 that two receivers finished with 10 or more catches in a game.

Geno Smith





Terence Garvin

The defense collected four sacks and nine tackles for loss and had five pass breakups, led by Isaiah Bruce with nine tackles and two for loss.

By the time Maryland came to town, the Mountaineers had risen to No. 8/7 in the national rankings. The Terps came in with a game plan to slow the tempo in an attempt to shut down the high-scoring WVU offense.

West Virginia scored two touchdowns early, behind a Doug Rigg 51-yard fumble return and a 44-yard pass play from Smith to Austin. The Terps struck for 14 straight points to tie the game on two pass plays from Hills. However, the Maryland surge ended as the Mountaineers tacked on 10 points before the half and added a touchdown late to earn the win, 31-21.

September 29 was the red letter date in West Virginia football history as No. 25 Baylor came to town for the first-ever Big 12 Conference contest for the Mountaineers. The game didn't disappoint as an old fashioned shootout broke out and introduced WVU fans to Big 12 football in an explosive way. The game featured 133 combined points, more than 17 records

were broken and there were gaudy statistics on display for the nation to see in the 70-63 WVU victory.

The game featured great offensive performances from both sides, but none better than Smith's 656 yards passing and eight touchdowns. Smith's performance earned him the Walter Camp National Player of the Week honor and gave WVU its historic first win in the Big 12.

To go along with Smith's outstanding school-record totals, Bailey set WVU receiving marks with 303 yards and five touchdowns. Austin turned in a 215-yard receiving performance and two touchdowns, while Woods hauled in 13 catches for 114 yards.

Baylor was in on the record-setting, too, as quarterback Nick Florence passed for 581 yards and five scores, with a stadium-record 314 yards going to Terrance Williams. The combined points were a Big 12 and WVU record, while Baylor's 63 points were a stadium record. The teams combined for a stadium record of 1,507 yards (as West Virginia finished with 807 to Baylor's 700).



Stedman Bailey



The next week featured another red letter date as West Virginia took to the road to play its first Big 12 Conference road contest. It was a perfect weather night, and the Mountaineers were battling the Texas Longhorns in one of the great stadiums in college football.

Andrew Buie turned in his best performance to date in a Mountaineer uniform, rushing for 207 yards and two scores, while registering three catches for 66 more yards. West Virginia's defense came up big when it needed to on several occasions, holding the Longhorns to field goal attempts on two drives, while making key fourth-quarter stops on third and fourth downs to thwart another Texas scoring threat.

After WVU closed the deficit to one, 28-27, at the half, the Longhorns extended that lead to 31-27 on the first possession of the third quarter on an Anthony Fera 38-yard field goal.

But the Mountaineers never flinched in front of the huge crowd and regained the lead, when Smith hit Bailey for a nine-yard touchdown pass. Just before the end of the third, Bergeron scored his fourth TD, giving the Longhorns a 38-34 lead.

Smith took control, directing two straight late scoring drives of 76 yards, as his offense was 5-for-5 on fourth-down conversions in the game. Buie rushed for 102 yards in the final two drives, and the Mountaineers opened up a 48-

38 lead and came away with a 48-45 victory.

The Mountaineers were the talk of the country, sitting 5-0 with a Top five national ranking in both polls, and Smith was the Heisman trophy front runner. It was the start of a great season.

Then the proverbial wheels fell off the cart, as WVU dropped its next five games. And with it, the unblemished record evened at 5-5.

First, the second straight trip to Texas proved disastrous, as Texas Tech dismantled WVU, 49-14. Red Raider quarterback Seth Doege threw for 499 yards, five touchdowns and hit 11 different receivers to give the home team control of the contest from start to finish.

Then conference leader Kansas State came to Morgantown and gave WVU much of the same as the previous week's result, downing the Mountaineers, 55-14.

Quarterback Collin Klein was responsible for seven touchdowns, and the senior's big night consisted of four rushing touchdowns and three passing. His favorite target, receiver Tyler Lockett, hauled in nine catches for 194 yards and two scores, as the Wildcats jumped out to a 24-0 lead, 31-7 halftime advantage and never looked back.

For West Virginia, Austin accounted for both TDs and 233 all-purpose yards. Karl Joseph and Bruce had nine tackles each for the WVU defense.

After an open week, the Mountaineers came into November feeling better about their improvement and were looking to end the losing skid against TCU.

However, the Horned Frogs erased a 10-point second half deficit and overcame several big plays from West Virginia to earn a 39-38 double-overtime victory. The Horned Frogs also overcame a late fourth-quarter punt return by Austin, a missed field goal in overtime, a seven-point deficit in the second overtime and then finally grabbed victory from the jaws of defeat with a gutsy two-point conversion on the game's final play.

The heartbreaking loss for WVU came on the heels of an improved defensive effort that held the Horned Frogs to just 4-of-17 on third down conversions and forced three TCU turnovers.

The game was tied at the 3:19 mark, when Austin returned a punt 76 yards for a touchdown. It was his first career punt return for a score, and seemed to be the game-winner,



Ryan Nehlen



Cecil Level

when the WVU defense next forced TCU out on downs. But the Horned Frogs had one last possession, with just over two minutes to play, and made the most of it, when Boykin hit Boyce for a 94-yard touchdown pass with just 1:28 left.

WVU missed a field goal with 18 seconds left in regulation, but TCU returned the favor with a missed attempt in the first overtime. West Virginia's shot at the win ended, when Jason Verrett blocked Bitancurt's 29-yard field goal attempt.

In the second overtime, WVU struck on its first play, as Smith hit Bailey for a 25-yard touchdown. Not to be outdone, TCU scored on its first play with a reverse pass to Corey Fuller. TCU elected to go for two and got the win, when Boyce hauled in Boykin's pass just off the turf for the successful two-point conversion.

WVU's Austin finished with 101 receiving yards and 202 all-purpose yards to lead the Mountaineers. Shaq Petteway led the West Virginia defense 10 tackles.

The Mountaineers then travelled to Oklahoma State to face the Cowboys, Holgorsen's last coaching stop before coming to Morgantown. OSU used the big play and took advantage of West Virginia special team miscues en route to

a 55-34 victory

Bailey led the Mountaineers with 14 passes for 225 yards, and Smith finished with 364 yards passing. Pat Miller, Jorge Wright and Bruce led the WVU defense with a combined 16 tackles, one sack and three TFLs.

West Virginia looked to break the four-game losing skid, as perennial Big 12-power Oklahoma came to town. In an entertaining back-and-forth game, highlighted by one of the best individual performances in WVU football history, the Sooners made one more play count, defeating the Mountaineers, 50-49.

Austin played tailback for the first time since high school and responded with a WVU record 344-rushing yards, coupled with 82 yards receiving and 146 on kickoff returns, and ending his night with an impressive 572 all-purpose yards. Aside from the school single-game rushing mark, Austin's all-purpose yards were the most in school and Big 12 history, and the most in college football in 2012. It was second most in NCAA history, as he fell just six yards shy of the record.

With his two rushing touchdowns in the game, Austin became the first Mountaineer in school history to score a touchdown four different ways in a season (receiving, rushing, punt and kickoff return).

Austin got offensive help from Bailey, who had 13 catches for 205 yards and four touchdowns. It was Bailey's second straight 200-yard receiving effort, and it came with the help of Smith's 320-yard passing day against the Sooners.

West Virginia had two games left and was looking to win out to help their bowl chances. First up was a Thanksgiving weekend game at Iowa State.

The return of a healthy Alston certainly helped the Mountaineer cause, as a running game was established behind his 130 yards rushing and one touchdown. Alston averaged 6.8 yards per carry, and his powerful running allowed Smith to have more options.

A strong wind plagued both teams for the entire game, but West Virginia was able to use the wind to its advantage, taking a 10-0 lead before Iowa State got on the board.

The Mountaineers built a 17-14 halftime lead, only to see the Cyclones take a 21-20 lead in the third quarter. Austin took charge and gave the Mountaineers the lead once again,

taking a flip pass from Smith and racing 75 yards for the winning score.

The Cyclones would threaten again, and reached the West Virginia seven-yard line, but safety Cook forced a fumble, that was recovered by Karl Joseph in the end zone to preserve the Mountaineer victory.

Aside from Alston's big day, Smith finished with 236 yards passing and two scores. Austin came in with six catches for 99 yards, along with 74-yards rushing for a total of 261 all-purpose yards. Joseph led the defense with 13 stops.

West Virginia closed the 2012 regular season in impressive fashion with a 59-10 victory over Kansas on senior day. The seventh win of the season came on the heels of yet another strong performance by Smith. Playing in his final game at Milan Puskar Stadium, Smith was near perfect, completing 23-of-24 passes for 407 yards and three touchdowns. After a first-half interception, Smith completed 21 straight passes, which set the WVU consecutive pass completion mark, breaking the old record of 14 that he set earlier in the season. Also, his completion percentage of 95.8 percent tied the



NCAA record (min. 20 attempts).


His usual targets came through for him once again. Receiver Stedman Bailey caught 11 passes for 159 yards and two scores, while Tavon Austin had four catches for 110 yards, along with 77 rushing yards. With his 187 all-purpose yards, Austin broke his own mark from 2011 and set the single-season school record for that category.

The Mountaineers started strong, taking a 21-0 advantage in the second quarter, and never looked back. West Virginia put up 17 more points in the third quarter, en route to the 59-10 victory.

Aside from WVU's fine offensive day, Joseph led the defense with seven tackles and one interception and Cook and Petteway combined for 14 tackles.

West Virginia finished its season in its school record 11th straight bowl game, facing former Big East rival Syracuse in the New Era Pin-stripe Bowl at Yankee Stadium.

Playing through wintry conditions with a strong wind and snow, the Orange used a powerful ground game that produced 369 rushing yards, and their defense took advantage of the



slippery conditions to slow the Mountaineers' sixth-ranked passing attack in a 38-14 win.

Both West Virginia touchdowns were produced by Bailey, who broke free on a screen pass for a 32-yard TD in the second quarter and then beat a Syracuse defender down the sideline for a 29-yard touchdown third quarter.

The loss represented a disappointing ending to the fabulous careers of Smith, Bailey and Austin.

Austin and Bailey were named to the All-Big 12 Conference First Team as receivers and Austin as a return specialist. Smith and Madsen were second-team selections. Austin and Bailey earned spots on numerous All-America teams, and Joseph and Bruce were named to several freshman All-American teams.

Austin was named the Big 12 Special Teams Co-Player of the Year, the recipient of the Paul Hornung Award for the nation's most versatile player and the Jet Award honoree for the top return man in college football. Bailey was named a finalist for the Fred Biletnikoff Award, for the top receiver in college football, and Smith was a finalist for the Johnny Unitas Golden Arm Award and the Manning Award.

This talented group will go down as the best trio of offensive players in West Virginia University history, tying or setting 55 game, season and career records.

2012 Statistical Totals

Date	Opponent	Result	Score	Attend.
S1	MARSHALL	W	69-34	59,120
S15	vs. James Madison	W	42-12	45,511
S22	MARYLAND	W	31-21	58,504
S29	#25 BAYLOR *	W	70-63	60,012
O6	at #11 Texas *	W	48-45	101,851
O13	at Texas Tech *	L	14-49	57,328
O20	#4 KANSAS STATE *	L	14-55	60,101
N3	TCU *	L	38-39 2OT	52,322
N10	at Oklahoma State *	L	34-55	57,799
N17	#13 OKLAHOMA *	L	49-50	50,238
N23	at Iowa State *	W	31-24	53,792
D1	KANSAS *	W	59-10	51,112
D29	vs. Syracuse !	L	14-38	39,098

* - Big 12 Conference Game
! - 2012 New Era PinStripe Bowl

Team Statistics	WVU	OPP
SCORING	513	495
Points Per Game.....	39.5	38.1
FIRST DOWNS	330	303
Rushing.....	119	123
Passing.....	188	163
Penalty.....	23	17
RUSHING YARDAGE	2234	2079
Yards gained rushing.....	2556	2410
Yards lost rushing.....	322	331
Rushing Attempts.....	461	548
Average Per Rush.....	4.8	3.8
Average Per Game.....	171.8	159.9
TDs Rushing.....	21	23
PASSING YARDAGE	4292	4063
Comp-Att-Int.....	378-537-7	277-434-10
Average Per Pass.....	8.0	9.4
Average Per Catch.....	11.4	14.7
Average Per Game.....	330.2	312.5
TDs Passing.....	44	38
TOTAL OFFENSE	6526	6142
Total Plays.....	998	982
Average Per Play.....	6.5	6.3
Average Per Game.....	502.0	472.5
KICK RETURNS: #-Yards	57-1118	66-1556
PUNT RETURNS: #-Yards	15-165	19-143
INT RETURNS: #-Yards	10-123	7-83
KICK RETURN AVERAGE	19.6	23.6
PUNT RETURN AVERAGE	11.0	7.5
INT RETURN AVERAGE	12.3	11.9
FUMBLES-LOST	16-6	19-10
PENALTIES-Yards	72-665	88-785
Average Per Game.....	51.2	60.4
PUNTS-Yards	45-1705	52-2173
Average Per Punt.....	37.9	41.8
Net punt average.....	33.8	38.2
KICKOFFS-Yards	93-5584	86-5030
Average Per Kick.....	60.0	58.5
Net kick average.....	52.3	37.6
TIME OF POSSESSION/Game	28:38	31:22
3RD-DOWN Conversions	80/182	89/195
3rd-Down Pct.....	44%	46%
4TH-DOWN Conversions	17/34	15/26
4th-Down Pct.....	50%	58%
SACKS BY-Yards	23-151	22-139
MISC YARDS	-11	1
TOUCHDOWNS SCORED	69	64
FIELD GOALS-ATTEMPTS	11-19	14-22
ON-SIDE KICKS	0-1	1-3
RED-ZONE SCORES	(49-59) 83%	(53-64) 83%
RED-ZONE TOUCHDOWNS ...	(41-59) 69%	(41-64) 64%
PAT-ATTEMPTS	(64-66) 97%	(61-61) 100%
ATTENDANCE	391409	270770
Games/Avg Per Game.....	7/55916	4/67692
Neutral Site Games.....		2/42304

Scoring By Quarters

	1 st	2 nd	3 rd	4 th	OT	Total
West Virginia	110	166	116	114	7	513
Opponents	93	172	111	111	8	495

Rushing	GP	Att.	Net	Avg.	TD	Long
Buie, Andrew.....	13	179	851	4.8	7	30
Austin, Tavon.....	13	72	643	8.9	3	74
Alston, Shawne.....	8	75	386	5.1	7	21
Garrison, Dustin.....	10	46	207	4.5	2	26
Smith, Geno.....	13	66	151	2.3	2	28
Woods, J.D.....	13	1	16	16.0	0	16
Bailey, Stedman.....	13	2	13	6.5	0	13
Clarke, Ryan.....	12	2	12	6.0	0	11
Thompson, Jordan.....	13	3	4	1.3	0	3
Millard, Paul.....	7	4	-11	-2.8	0	1
TEAM.....	13	11	-38	-3.5	0	0
Total	13	461	2,234	4.8	21	74
Opponents	13	548	2,079	3.8	23	67

Passing	Cmp.-Att.-Int.	Pct.	Yards	TD	Long
Smith, Geno.....	369-518-6	71.2	4,205	42	87
Millard, Paul.....	9-19-1	47.4	87	2	37
Total	378-537-7	70.4	4,292	44	87
Opponents	277-434-10	63.8	4063	38	94

Total Offense	Plays	Rush/Pass	Total	Avg.
Smith, Geno.....	584	151/4,205	4,356	335.1
Buie, Andrew.....	179	851/0	851	65.5
Austin, Tavon.....	72	643/0	643	49.5
Alston, Shawne.....	75	386/0	386	48.2
Garrison, Dustin.....	46	207/0	207	20.7
Millard, Paul.....	23	-11/87	76	10.9
Woods, J.D.....	1	16/0	16	1.2
Bailey, Stedman.....	2	13/0	13	1.0
Clarke, Ryan.....	2	12/0	12	1.0
Thompson, Jordan.....	3	4/0	4	0.3
TEAM.....	11	-38/0	-38	-3.8
Total	998	2,234/4,292	6,526	502.0
Opponents	982	2,079/4,063	6,142	472.5

Receiving	No.	Yards	Avg.	TD	Long
Bailey, Stedman.....	114	1,622	14.2	25	87
Austin, Tavon.....	114	1,289	11.3	12	75
Woods, J.D.....	61	637	10.4	4	50
Buie, Andrew.....	28	318	11.4	0	42
Thompson, Jordan.....	13	85	6.5	0	15
Copeland, Travares.....	10	55	5.5	0	14
McCartney, Ivan.....	9	112	12.4	0	52
Garrison, Dustin.....	9	43	4.8	0	11
Arlia, Connor.....	7	43	6.1	0	14
Nehlen, Ryan.....	7	37	5.3	1	9
Clay, Cody.....	2	29	14.5	0	19
Campbell, Dante.....	2	13	6.5	1	9
Myers, K.J.....	2	9	4.5	1	6
Total	378	4,292	11.4	44	87
Opponents	277	4,063	14.7	38	94

Punt Returns	No.	Yds	Avg	TD	Long
Austin, Tavon.....	15	165	11.0	1	76
Total	15	165	11.0	1	76
Opponents	19	143	7.5	0	45

Field Goals	Att.	Pct.	1-39	40-49	50+	Lg	Blk
Bitancurt, Tyler	11-19	57.9	6-8	4-7	1-4	52	3

FG SEQUENCE	West Virginia	Opponents
Marshall.....	-	(34),(29)
James Madison.....	-	(33)
Maryland.....	(37)	42
Baylor.....	50	33,46
Texas.....	42,(37),(41)	(38),41
Texas Tech.....	-	41
Kansas State.....	-	(33),(42)
TCU.....	50,(52),43,55,36	(26),37
Oklahoma State.....	(41),(37)	(26),(32)
Oklahoma.....	(19)	(32),37
Iowa State.....	(42),46,(44),(35)	47,(49)
Kansas.....	(30)	(32)
Syracuse.....	36	(25),(36)

Numbers in (parentheses) indicate field goal was made.

PUNTING	No.	Yds	Avg	Long	TB	FC	I20	Blkd
Bitancurt, Tyler.....	32	1222	38.2	57	2	10	6	0
Smith, Corey.....	10	426	42.6	54	0	0	2	1
TEAM.....	2	26	13.0	26	0	0	0	1
Molinari, Mike.....	1	31	31.0	31	0	0	0	0
Total.....	45	1,705	37.9	57	2	10	8	2
Opponents.....	52	2,173	41.8	74	1	17	16	0

				PAT				
Scoring	TD	FG	Kick	Rush	Rec	Pass	Pts	
Bailey, Stedman.....	25	0-0	0-0	0-0	0	0-0	150	
Austin, Tavon.....	17	0-0	0-0	1-1	0	0-0	104	
Bitancurt, Tyler.....	0	11-19	64-66	0-0	0	0-0	97	
Buie, Andrew.....	7	0-0	0-0	0-0	0	0-0	42	
Alston, Shawne.....	7	0-0	0-0	0-0	0	0-0	42	
Woods, J.D.....	4	0-0	0-0	0-0	0	0-0	24	
Garrison, Dustin.....	2	0-0	0-0	0-0	0	0-0	12	
Smith, Geno.....	2	0-0	0-0	0-1	0	0-1	12	
Myers, K.J.....	1	0-0	0-0	0-0	0	0-0	6	
Campbell, Dante....	1	0-0	0-0	0-0	0	0-0	6	
Nehlen, Ryan.....	1	0-0	0-0	0-0	0	0-0	6	
Rigg, Doug.....	1	0-0	0-0	0-0	0	0-0	6	
Bruce, Isaiah.....	1	0-0	0-0	0-0	0	0-0	6	
Total.....	69	11-19	64-66	1-2	0	0-1	513	
Opponents.....	64	14-22	61-61	0-0	1	1-3	495	

Kick Returns	No.	Yds	Avg	TD	Long
Austin, Tavon.....	32	813	25.4	1	100
Bailey, Stedman.....	10	146	14.6	0	23
Thompson, Jordan.....	5	67	13.4	0	21
Buie, Andrew.....	4	47	11.8	0	15
Woods, J.D.....	2	12	6.0	0	8
Kyeremeh, Nana.....	1	5	5.0	0	5
Hope, Garrett.....	1	12	12.0	0	12
Clarke, Ryan.....	1	16	16.0	0	16
TEAM.....	1	0	0.0	0	0
Total.....	57	1118	19.6	1	100
Opponents.....	66	1556	23.6	1	96

Fumble Returns	No.	Yds	Avg	TD	Long
Bruce, Isaiah.....	1	43	43.0	1	43
Garvin, Terence.....	1	6	6.0	0	6
Rigg, Doug.....	1	51	51.0	1	51
Total.....	3	100	33.3	2	51
Opponents.....	1	15	15.0	2	15

Interceptions	No.	Yds	Avg	TD	Long
Bruce, Isaiah.....	2	12	6.0	0	12
Joseph, Karl.....	2	22	11.0	0	22
Cook, Darwin.....	1	0	0.0	0	0
Garvin, Terence.....	1	42	42.0	0	42
Tonkery, Wes.....	1	1	1.0	0	1
Rigg, Doug.....	1	46	46.0	0	46
Anderson, Tyler.....	1	0	0.0	0	0
Jenkins, Brodrick.....	1	0	0.0	0	0
Total.....	10	123	12.3	0	46
Opponents.....	7	83	11.9	0	30

All-Purpose	Rush/Rec	PR/KR/IR	Total	Avg.
Austin, Tavon.....	643/1,289	165/813/0	2,910	223.8
Bailey, Stedman....	13/1,622	0/146/0	1,781	137.0
Buie, Andrew.....	851/318	0/47/0	1,216	93.5
Woods, J.D.....	16/637	0/12/0	665	51.2
Alston, Shawne....	386/0	0/0/0	386	48.2
Garrison, Dustin....	207/43	0/0/0	250	25.0
Thompson, Jordan..	4/85	0/67/0	156	12.0
Smith, Geno.....	151/0	0/0/0	151	11.6
McCartney, Ivan....	0/112	0/0/0	112	14.0
Copeland, Travares	0/55	0/0/0	55	18.3
Rigg, Doug.....	0/0	0/0/46	46	3.5
Arlia, Connor.....	0/43	0/0/0	43	4.8
Garvin, Terence.....	0/0	0/0/42	42	3.2
Nehlen, Ryan.....	0/37	0/0/0	37	2.8
Clay, Cody.....	0/29	0/0/0	29	2.2
Clarke, Ryan.....	12/0	0/16/0	28	2.3
Joseph, Karl.....	0/0	0/0/22	22	1.7
Campbell, Dante....	0/13	0/0/0	13	1.2
Bruce, Isaiah.....	0/0	0/0/12	12	0.9
Hope, Garrett.....	0/0	0/12/0	12	1.0
Myers, K.J.....	0/9	0/0/0	9	1.0
Kyeremeh, Nana....	0/0	0/5/0	5	0.4
Tonkery, Wes.....	0/0	0/0/1	1	0.1
Millard, Paul.....	-11/0	0/0/0	-11	-1.6
TEAM.....	-38/0	0/0/0	-38	-3.8
Total.....	2,234/4,292	165/1,118/123	7,932	610.2
Opponents.....	2,079/4,063	143/1,556/83	7,924	609.5

KICKOFFS	No.	Yds	Avg	TB	OB	Retn	Net	YdLn
Smith, Corey.....	59	3564	60.4	15	2			
Bitancurt, Tyler...	34	2020	59.4	8	1			
Total.....	93	5584	60.0	23	3	1556	37.1	27
Opponents.....	86	5030	58.5	27	2	1118	37.6	27

Defense		GP	-----Tackles-----				--Sacks-- ----Pass Def.----			---Fumbles---		Blkd.	
			Solo	Ast.	Total	TFL/Yds	No./Yards	Int./Yards	BrUp.	Rcv./Yds.	FF	Kick	Saf.
8	Joseph, Karl	13	76	28	104	7.0-25	1.0-12	2-22	6	1-0	3	.	.
31	Bruce, Isaiah	13	51	43	94	6.5-17	0.5-1	2-12	3	2-43	.	.	.
28	Garvin, Terence	13	47	30	77	11.5-56	6.0-39	1-42	4	2-6	2	.	.
25	Cook, Darwin	12	56	19	75	3.0-11	1.0-8	1-0	5	.	3	.	.
47	Rigg, Doug	13	32	26	58	2.5-6	1.0-5	1-46	.	1-51	1	.	.
4	Francis, Josh	13	40	17	57	15.0-53	4.5-33	.	.	.	1	.	.
6	Miller, Pat	13	41	9	50	4.0-26	1.0-7	.	9
90	Rowell, Shaq	13	18	24	42	2.0-4	.	.	2
36	Petteway, Shaq	13	26	16	42	4.5-17	1.5-14	.	3
33	Barber, Jared	10	18	16	34	2.5-13	1.0-9	.	1	1-0	.	.	.
23	Jenkins, Brodrick	10	29	4	33	1.0-3	.	1-0	2
99	Wright, Jorge	13	19	11	30	6.5-29	2.0-10
35	Kwiatkoski, Nick	12	17	11	28	.	.	.	3
98	Clarke, Will	12	13	13	26	6.5-16	1.5-8	.	3
93	Rose, Kyle	13	14	11	25	.	.	.	2
34	Banks, Ishmael	11	18	2	20
9	Dillon, K.J.	13	14	6	20	1	.	.
24	Level, Cecil	13	15	3	18	2.0-8	.	.	.	1-0	1	.	.
7	Kyeremeh, Nana	13	11	5	16	.	.	.	2	1-0	.	.	.
42	Hope, Garrett	12	10	4	14	2.0-2
95	Brown, Christian	11	8	3	11	2.0-2	1	.	.
37	Tonkery, Wes	13	7	3	10	0.5-3	.	1-1	1
3	Bailey, Stedman	13	7	3	10
53	Anderson, Tyler	10	6	3	9	0.5-0	.	1-0	1
41	Rumph, Ricky	9	6	3	9	1-0	.	.	.
26	Bell, Travis	3	4	5	9	1.5-4	1.0-4	.	1
16	Chestnut, Terrell	6	3	3	6	1.0-4	.	.	2
2A	Copeland, Austin	7	3	2	5
17	Ezemma, Dozie	12	3	2	5	1.0-1	1.0-1
50	Redman, Taige	13	2	3	5	2.5-9
45	Kinsey, Eric	13	2	2	4	.	.	.	2
96	Harris, Korey	10	3	1	4
88	Clay, Cody	13	2	.	2
49	Gloster, Troy	5	1	1	2
87	DePalma, John	13	.	2	2
10	Thompson, Jordan	13	2	.	2
83	Arlia, Connor	9	1	.	1
91	Lageman, J.B.	11	.	1	1
57	Braun, Jeff	13	.	1	1	0.5-1
44	Smith, Corey	11	1	.	1
40	Bitancurt, Tyler	13	1	.	1
32	Clarke, Ryan	12	1	.	1
12	Smith, Geno	13	1	.	1
56	Snow, Jewone	4	1	.	1
2	Copeland, Travares	3	.	1	1
39	Cadwell, Nick	1	1	.	1
1	Austin, Tavon	13	.	1	1
Total		13	631	338	969	86-310	23-151	10-123	52	10-100	13	.	.
Opponents		13	664	262	926	97-316	22-139	7-83	51	5-15	9	5	3

WEST VIRGINIA



Professional
Football
1920-2012

WVU Players In The Draft

Player	Round	Team
1936 ...		
Joe Stydahar	1st	Chicago Bears
1937 ...		
Herb Barna	7th	Philadelphia Eagles
1938 ...		
Kelly Moan	5th	New York Giants
1939 ...		
Alex Atty	18th	Cleveland Browns
1940 ...		
Harry Clarke	11th	Chicago Bears
Mike Gussie	13th	Brooklyn
1941 ...		
John Shonk	17th	Philadelphia Eagles
1943 ...		
Vic Peelish	17th	Detroit Lions
Quentin Barnette	19th	Brooklyn
1944 ...		
Eddie Kulakowski	19th	Philadelphia Eagles
Dick McElwee	28th	Detroit Lions
1945 ...		
Leo Benjamin	27th	Philadelphia Eagles
1946 ...		
Russ Lopez	17th	Pittsburgh Steelers
1948 ...		
Tom Keene	2nd	Los Angeles Rams/NFL
Gene Corum	9th	Chicago Cardinals/NFL
Jim Walthall	11th	Philadelphia/NFL
Jim Walthall	16th	Buffalo/AAFC
Gene Corum	26th	Chicago Rockets/AAFC
1950 ...		
Pete Zinach	9th	San Francisco 49ers
Fred Stuvek	11th	Los Angeles Rams
Jack Morton	13th	New York Bulldogs
Dave Stephenson	15th	Los Angeles Rams
1951 ...		
Jack Bove	19th	Philadelphia Eagles
Frank Kazmierski	26th	Detroit Lions
1952 ...		
Paul Bischoff	15th	New York Giants
1953 ...		
Bob Orders	13th	Green Bay Packers
1954 ...		
Tommy Allman	4th	Green Bay Packers
Bill Marker	8th	Washington Redskins
Ralph Starkey	8th	New York Giants
Ben Dunkerly	12th	Washington Redskins
Jerry Cooper	21st	Los Angeles Rams
Bill Jarrett	24th	Chicago Bears
Ed Brookman	24th	Los Angeles Rams
Jack Stone	29th	Philadelphia Eagles
1955 ...		
Gene Lamone	5th	Philadelphia Eagles
Bill Hillen	11th	New York Giants
Clyde Sweeney	18th	Los Angeles Rams
Chuck Donaldson	23rd	Washington Redskins
1956 ...		
Joe Marconi	1st	Los Angeles Rams
Bruce Bosley	2nd	San Francisco 49ers
Sam Huff	3rd	New York Giants

Player	Round	Team
Fred Wyant	3rd	Washington Redskins
Bobby Moss	4th	Cleveland Browns
Bill Underdonk	11th	Cleveland Browns
1957 ...		
Tony Hosek	15th	Chicago Bears
Joe Kopnisky	21st	Chicago Cardinals
Ron Klim	24th	Chicago Cardinals
Bill Trozzo	29th	Cleveland Browns
1958 ...		
Chuck Howley	1st	Chicago Bears
Larry Krutko	2nd	Pittsburgh Steelers
Joe Nicely	3rd	Baltimore Colts
Mickey Trimarki	13th	Philadelphia Eagles
Bill Chancey	19th	Chicago Bears
1959 ...		
Dick Guessman	6th	Detroit Lions
Bill Lopasky	13th	San Francisco 49ers
Mel Reight	21st	Washington Redskins
Glenn Shamblin	22nd	Chicago Cardinals
1960 ...		
Ray Peterson	14th	Philadelphia Eagles
Ray Peterson		Buffalo Bills (AFL)
Bill Lopasky		Los Angeles Chargers
1962 ...		
Bill Winter	6th	San Francisco 49ers
Bill Winter	12th	New York Titans (AFL)
1963 ...		
Tom Woodeshick	4th	Buffalo Bills (AFL)
Gene Heeter	8th	San Diego Chargers
Tom Woodeshick	8th	Philadelphia Eagles
Jim Moss	13th	New York Giants
Jim Moss	16th	Oakland Raiders (AFL)
Steve Berzansky	19th	Baltimore Colts
Steve Berzansky	28th	San Diego Chargers (AFL)
1964 ...		
Pete Goimarac	5th	San Diego Chargers (AFL)
Pete Goimarac	7th	Philadelphia Eagles
Glenn Holton	10th	Detroit Lions
1965 ...		
Joe Pabian	15th	San Francisco 49ers
1966 ...		
Dick Leftridge	1st	Pittsburgh Steelers
Dick Leftridge	4th	Miami Dolphins (AFL)
Bob Dunlevy	6th	Dallas Cowboys
Bill Sullivan	15th	Detroit Lions
Bob Dunlevy	19th	Kansas City Chiefs (AFL)
1968 ...		
Garrett Ford	3rd	Denver Broncos
John Mallory	10th	Philadelphia Eagles
Ron Williams	14th	Dallas Cowboys
Dan Williamson	14th	Philadelphia Eagles
1970 ...		
Carl Crennel	9th	Pittsburgh Steelers
1971 ...		
Jim Braxton	3rd	Buffalo Bills
Dale Farley	3rd	Miami Dolphins
Bob Gresham	8th	New Orleans Saints
1972 ...		
Leon Jenkins	16th	Detroit Lions

Player	Round	Team	Player	Round	Team
1973 ...			Steve Grant	10th	Indianapolis Colts
Ed Williams.....	14th	Baltimore Colts	1993 ...		
1975 ...			Mike Compton	3rd	Detroit Lions
Danny Buggs.....	3rd	New York Giants	Adrian Murrell	5th	New York Jets
John Adams.....	8th	St. Louis Cardinals	1994 ...		
Charles Miller.....	8th	Cleveland Browns	Rich Braham.....	3rd	Arizona Cardinals
Marshall Mills.....	10th	Atlanta Falcons	Jay Kearney.....	6th	Green Bay Packers
Jeff Merrow.....	11th.....	Atlanta Falcons	Darren Studstill.....	6th	Dallas Cowboys
Kerry Marbury.....	16th	New England Patriots	1995 ...		
1976 ...			Todd Sauerbrun.....	2nd.....	Chicago Bears
Ron Lee.....	3rd	Baltimore Colts	1996 ...		
Artie Owens.....	4th	San Diego Chargers	Aaron Beasley	3rd	Jacksonville Jaguars
Charles Braswell.....	8th	Detroit Lions	John Browning.....	3rd	Kansas City Chiefs
Al Gluchoski.....	14th	New York Jets	Kantroy Barber	4th	New England Patriots
Rich Lukowski.....	17th	Minnesota Vikings	Lovett Purnell.....	7th	New England Patriots
Scott MacDonald	17th	New Orleans Saints	1997 ...		
1978 ...			Mike Logan.....	2nd.....	Jacksonville Jaguars
Tom Pridemore	9th	Atlanta Falcons	Canute Curtis.....	6th	Cincinnati Bengals
Dave Riley	11th.....	New Orleans Saints	1998 ...		
1981 ...			Henry Slay.....	7th	Atlanta Falcons
Delbert Fowler.....	5th	Houston Oilers	1999 ...		
Fulton Walker	6th	Miami Dolphins	Charles Fisher	2nd.....	Cincinnati Bengals
Robert Alexander....	10th	Los Angeles Rams	Solomon Page.....	2nd.....	Dallas Cowboys
1982 ...			John Thornton	2nd.....	Tennessee Titans
Oliver Luck.....	2nd.....	Houston Oilers	Gary Stills	3rd	Kansas City Chiefs
1983 ...			Amos Zereoue	3rd	Pittsburgh Steelers
Darryl Talley.....	2nd.....	Buffalo Bills	Kevin Landolt.....	4th	Jacksonville Jaguars
Mark Raugh.....	11th.....	Pittsburgh Steelers	2000 ...		
1984 ...			Anthony Becht	1st.....	New York Jets
Jeff Hostetler	3rd	New York Giants	Jerry Porter.....	2nd.....	Oakland Raiders
Rich Hollins.....	9th	Detroit Lions	Barrett Green.....	2nd.....	Detroit Lions
Steve Hathaway	12th	Indianapolis Colts	Marc Bulger	6th	New Orleans Saints
1985 ...			2003 ...		
Ron Wolfley	4th	St. Louis Cardinals	Lance Nimmo	4th	Tampa Bay Buccaneers
Willie Drewrey.....	11th.....	Houston Oilers	James Davis.....	5th	Detroit Lions
Paul Woodside	12th	Buffalo Bills	2004 ...		
1986 ...			Quincy Wilson.....	7th	Atlanta Falcons
Brian Jozwiak	1st.....	Kansas City Chiefs	2005 ...		
Fred Smalls	7th	San Diego Chargers	Adam Jones.....	1st.....	Tennessee Titans
Derek Christian.....	12th	Buffalo Bills	Chris Henry.....	3rd	Cincinnati Bengals
1987 ...			Rasheed Marshall....	5th	San Francisco 49ers
John Holifield.....	12th	Cincinnati Bengals	2007 ...		
1988 ...			Dee McCann.....	6th	Detroit Lions
David Grant	4th	Cincinnati Bengals	2008 ...		
1989 ...			Steve Slaton	3rd	Houston Texans
Bo Orlando	6th	Houston Oilers	Owen Schmitt	5th	Seattle Seahawks
Craig Taylor	6th	Cincinnati Bengals	Ryan Mundy	6th	Pittsburgh Steelers
Undra Johnson	7th	Atlanta Falcons	2009 ...		
Chris Parker.....	8th	Detroit Lions	Pat White.....	2nd.....	Miami Dolphins
Anthony Brown	8th	New York Jets	Ellis Lankster	7th	Buffalo Bills
Alvoid Mays	8th	Houston Oilers	Pat McAfee	7th	Indianapolis Colts
Pat Marlatt	9th	New York Jets	2010 ...		
Brian Smider.....	11th.....	Houston Oilers	Selvish Capers	7th	Washington Redskins
1990 ...			2011 ...		
Renaldo Turnbull	1st.....	New Orleans Saints	Brandon Hogan	5th	Carolina Panthers
Reggie Rembert	2nd.....	New York Jets	Robert Sands.....	5th	Cincinnati Bengals
Mike Fox	2nd.....	New York Giants	J.T. Thomas	6th	Chicago Bears
Basil Proctor	7th	New York Jets	Chris Neild	7th	Washington Redskins
Jack Linn	9th	Detroit Lions	2012 ...		
Lonnie Brockman.....	9th	New Orleans Saints	Bruce Irvin	1st.....	Seattle Seahawks
Major Harris.....	12th	Los Angeles Raiders	Najee Goode	5th	Tampa Bay Buccaneers
1992 ...			Keith Tandy.....	6th	Tampa Bay Buccaneers
Jim Gray	7th	New England Patriots			

WVU Players In The Pro Ranks

1 9 2 0 - 2 0 1 2

Name (Years Lettered at WVU)	Team/League	Years
Alexander, Robert (77-78-79-80)	Los Angeles Rams (NFL)	1981-83
	Los Angeles Express (USFL)	1985
Anderson, William (43)	Boston Yanks (NFL)	1945
Atty, Alexander (36-37-38)	New York Giants (NFL)	1948
Bailey, Russell (15-16-17-19)	Akron Pros (APFA)	1920-21
Baisi, Albert (37-38-39)	Chicago Bears (NFL)	1940-41,46
	Philadelphia Eagles (NFL)	1947
Baker, Mike (90-91-93)	St. Louis Stampede (AFL)	1996
	Albany Firebirds (AFL)	1997
	Grand Rapids Rampage (AFL)	1998-2002
Barber, Kantroy (94-95)	New England Patriots (NFL)	1996
	Carolina Panthers (NFL)	1997
	Miami Dolphins (NFL)	1998-99
Barclay, Don (2008-09-10-11C)	Green Bay Packers	2012
Barnum, Pete (22-23-25-26)	Columbus Tigers (NFL)	1926
Barrows, Scott (82-83-84)	Detroit Lions (NFL)	1986-87
Baumann, Charlie (85-86-87-88)	Orlando Thunder (WLAFL)	1991
	Miami Dolphins (NFL)	1991
	New England Patriots (NFL)	1991-92
	Orlando Predators (AFL)	1996-97
Beasley, Aaron (92-93-94-95)	Jacksonville Jaguars (NFL)	1996-2001
	New York Jets (NFL)	2002-03
	Atlanta Falcons (NFL)	2004
Becht, Anthony (96-97-98-99)	New York Jets (NFL)	2000-04
	Tampa Bay Buccaneers (NFL)	2005-07
	St. Louis Rams (NFL)	2008
	Arizona Cardinals (NFL)	2009
	Kansas City Chiefs (NFL)	2011
Beck, Carl (20)	Buffalo All-Americans (APFA)	1921
Bell, Grantis (85-86-87-88)	Orlando Thunder (WLAFL)	1992
	Detroit Drive (AFL)	1993
	Massachusetts Marauders (AFL)	1994
	Tampa Bay Storm (AFL)	1994
Bischoff, Paul (50-51-52)	Hamilton Tiger-Cats (CFL)	1955
Bosley, Bruce (52-53-54-55)	San Francisco 49ers (NFL)	1956-68
	Atlanta Falcons (NFL)	1969
Bove, John (48-49-50)	Ottawa Rough Riders (CFL)	1951-53,55, 58-59
Braham, Rich (90-91-92-93)	Arizona Cardinals (NFL)	1994
	Cincinnati Bengals (NFL)	1994-2006



Don Barclay

Name (Years Lettered at WVU)	Team/League	Years
Braxton, Jim (68-69-70)	Buffalo Bills (NFL)	1971-78
	Miami Dolphins (NFL)	1978
Brewster, Walter (27-28)	Buffalo Bisons (NFL)	1929
Briggs, Tom (91-92)	Anaheim Piranhas (AFL)	1997
	Portland Forest Dragons (AFL)	1997-99
	Oklahoma Wranglers (AFL)	2000-01
	Dallas Desperados (AFL)	2002-03
	Austin Wranglers (AFL)	2004-06
	Tampa Bay Storm (AFL)	2007-08
Brown, Anthony (87-88)	New York Jets (NFL)	1989-92
Brown, Antonio (98-99-2000-01)	Buffalo Bills (NFL)	2003
	Washington Redskins (NFL)	2004-05
Brown, Tim (92-93)	Anaheim Piranhas (AFL)	1997
	Albany Firebirds (AFL)	1998-2000
	Chicago Rush (AFL)	2001
Browning, John (93-94-95)	Kansas City Chiefs (NFL)	1996-2005
Bruder, Woodruff (24)	Buffalo Bisons (NFL)	1925
	Frankford Yellowjackets (NFL)	1925-26

Name (Years Lettered at WVU)	Team/League	Years	Name (Years Lettered at WVU)	Team/League	Years
Buggs, Danny (72-73-74)	New York Giants (NFL)	1975-76	Doggette, Cecil (90-91)	Detroit Drive (AFL)	1993
	Washington Redskins (NFL)	1976-79		Arizona Rattlers (AFL)	1995, 97-2002
	Edmonton Eskimos (CFL)	1980		Grand Rapids Rampage (AFL)	2003-05
	Tampa Bay Bandits (USFL)	1983		Columbus Destroyers (AFL)	2006
	San Antonio Gunslingers (USFL)	1984-85	Dolly, Richard (37-38-39)	Pittsburgh Steelers (NFL)	1941,45
Bulger, Marc (96-97-98-99)	St. Louis Rams (NFL)	2001-09		Drewrey, Willie (81-82-83-84)	
	Baltimore Ravens (NFL)	2010		Houston Oilers (NFL)	1985-88
Bumgardner, Rex (46-47)	Buffalo Bills (AAFC)	1948-49		Tampa Bay Buccaneers (NFL)	1989-92
	Cleveland Browns (NFL)	1950-52		Houston Oilers (NFL)	1993
Burke, Mark (73-74-75)	Philadelphia Eagles (NFL)	1976	Durrette, Mike (80-81)	Los Angeles Express (USFL)	1983-85
				San Francisco 49ers (NFL)	1986-87
Campbell, Todd (79-80-81-82)	Arizona Wranglers (USFL)	1983	Easley, Walter (76-77-79-80)	San Francisco 49ers (NFL)	1981-82
				Chicago Blitz (USFL)	1983
Carliss, John (38-39-40)	Richmond Rebels (DFL)	1941		Pittsburgh Maulers (USFL)	1984
			Eckberg, Gustavus (22-23-24)	Cleveland Bulldogs (NFL)	1925
Clarke, Harry (37-38-39)	Chicago Bears (NFL)	1940-43		Edmonds, Chris (1997-98-99-2000)	
	San Diego Bombers (PCFL)	1945		Cincinnati Bengals (NFL)	2002-03
	Los Angeles Dons (AAFC)	1946-48	Eller, Charlie (36-37-38)	Newark Bears (AA)	1939-41
	Chicago Rockets (AAFC)	1948		Emanuel, Charles (93-94-95-96)	
Cobourne, Avon (99-2000-01C-02C)	Detroit Lions (NFL)	2003-04		Minnesota Vikings (NFL)	1997
	Cologne Centurions (NFLE)	2004		Philadelphia Eagles (NFL)	1997
	Miami Dolphins (NFL)	2005		Rhein Fire (NFLE)	1999
	Montreal Alouettes (CFL)	2005-10	Estrada, Angel (2002-03)	Ohio Valley Greyhounds (NIFL)	2004
	Hamilton Tiger-Cats (CFL)	2011-13		New York Dragons (AFL)	2005-08
Collins, Mike (90-91-92-93C)	St. Louis Stampede AFL	1995	Farley, Dale (68-69-70)	Miami Dolphins (NFL)	1971
				Buffalo Bills (NFL)	1972-73
Compton, Mike (89-90-91-92)	Detroit Lions (NFL)	1993-2000		Toronto Argonauts (CFL)	1974
	New England Patriots (NFL)	2001-03	Fisher, Charles (95-96-97-98)	Cincinnati Bengals (NFL)	1999-2000
	Jacksonville Jaguars (NFL)	2004		Ford, Garrett (65-66-67)	
Crennel, Carl (67-68-69)	Pittsburgh Steelers (NFL)	1970		Denver Broncos (AFL)	1968
	Winnipeg Blue Bombers (CFL)	1971	Ford, Larry (2009-10)	Florida Tarpons (UIFL)	2011-12
	Montreal Alouettes (CFL)	1972-79		San Antonio Talons (AFL)	2012
	Edmonton Eskimos (CFL)	1979	Foreman, Shawn (95-96-97-98)	Oklahoma Wranglers (AFL)	2001
	Hamilton Tiger-Cats (CFL)	1980		Dallas Desperados (AFL)	2002
	Saskatchewan Roughriders (CFL)	1981	Fowler, Delbert (77-78-79-80)	Montreal Alouettes (CFL)	1982-83
Curtis, Canute (93-94-95-96)	Cincinnati Bengals (NFL)	1997-2002		Winnipeg Blue Bombers (CFL)	1984, 86-89
			Fowlkes, Dennis (79-80-81-82)	Minnesota Vikings (NFL)	1983-85
Curtis, Travis (83-84-85-86)	St. Louis Cardinals (NFL)	1987		Fox, Mike (86-87-88-89)	
	Phoenix Cardinals (NFL)	1988		New York Giants (NFL)	1990-94
	Minnesota Vikings (NFL)	1989		Carolina Panthers (NFL)	1995-98
	New York Jets (NFL)	1990	Frazier, Lance (2000-01-02-03C)	Dallas Cowboys (NFL)	2004
	Barcelona Dragons (WLAF)	1992		Cologne Centurions (NFLE)	2006
Davis, Carl (22-23-24-25)	Newark Bears (AFL)	1926		Saskatchewan Rough Riders (CFL)	2007-11
	Frankford Yellowjackets (NFL)	1927	Fryer, Kenneth (40-43)	Newport News (DFL)	1941
				Brooklyn Tigers (NFL)	1944
Davis, James (99-2000-01-02C)	Detroit Lions (NFL)	2003-05	Gilliam, Rick (97-98-99-2000)	Indiana Firebirds (AFL)	2002
Davis, Jason (1999-2000-01-02)	Berlin Thunder (NFLE)	2006			
De Groh, Eric (95-96-97-98)	Tampa Bay Buccaneers (NFL)	1999			
Devine, Noel (2007-08-09-10C)	Omaha Nighthawks (UFL)	2011			
	Montreal Alouettes (CFL)	2012			

Name (Years Lettered at WVU)	Team/League	Years
Gist, Andre (80-81-82)	Tampa Bay Bandits (USFL)	1983
Goode, Najee (2008-09-10-11C)	Tampa Bay Buccaneers (NFL)	2012
Goodman, Henry (40-41)	Detroit Lions (NFL)	1942
Goodwin, Charles Tod (32-33-34)	New York Giants (NFL)	1935-36
	Wilmington Clippers (DFL)	1937
	Wilmington Clippers (AA)	1938-40
Graham, Frederick (21-22-23-24)	Frankford Yellowjackets (NFL)	1926
	Providence Steam Rollers (AFL)	1926
Grant, David (84-85-86-87)	Cincinnati Bengals (NFL)	1988-92
	Tampa Bay Buccaneers (NFL)	1992
	Green Bay Packers (NFL)	1993
Grant, Stephen (88-89-90-91)	Indianapolis Colts (NFL)	1992-97
Green, Anthony (96-97-98-99)	New York Giants (NFL)	2001
Green, Barrett (96-97-98-99)	Detroit Lions (NFL)	2000-03
	New York Giants (NFL)	2004-05
Gresham, Bob (68-69-70)	New Orleans Saints (NFL)	1971-72
	Houston Oilers (NFL)	1973-74
	New York Jets (AFL)	1975-76
Guseman, Richard (56-57-58)	New York Titans (AFL)	1960-62
	New York Jets (AFL)	1963
	Denver Broncos (AFL)	1964
Gussie, Michael (37-38-39)	Brooklyn Dodgers (NFL)	1940
Haering, Chris (86-87-88-89)	New York/New Jersey Knights (WLAF)	1991
Hagberg, Rudolph (27-28)	Buffalo Bisons (NFL)	1929
	Brooklyn Dodgers (NFL)	1930
Harris, Chuck (81)	Denver Dynamite (AFL)	1987
	Los Angeles Cobras (AFL)	1988
	Maryland Commandos (AFL)	1989
	Washington Commandos (AFL)	1990
	Albany Firebirds (AFL)	1991
	Chicago Bears (NFL%)	1987
Harris, Kay-Jay (2004-05)	St. Louis Rams (NFL)	2006-07
	New York Giants (NFL)	2008
Harris, Harry (17)	Akron Pros (APFA)	1920
Harris, Major (87-88-89)	British Columbia Lions (CFL)	1990
	Columbus Thunderbolts (AFL)	1991
	Cleveland Thunderbolts (AFL)	1992
Hathaway, Steve (81-82-83)	Indianapolis Colts (NFL)	1984
Hedrick, Olan (35-36-37)	Newark Bears (AA)	1939
Heeter, Eugene (60-61-62)	New York Jets (AFL)	1963-65
Henry, Chris (2003-04)	Cincinnati Bengals (NFL)	2005-09

Name (Years Lettered at WVU)	Team/League	Years
Herock, Kenneth (60-61-62)	Oakland Raiders (AFL)	1963-67
	Cincinnati Bengals (AFL)	1968
	Boston Patriots (AFL)	1969
Hill, Ed (90-91-92-93)	St. Louis Stampede (AFL)	1995-96
	Milwaukee Mustangs (AFL)	1997
Holifield, John (84-85-86)	Cincinnati Bengals (NFL)	1989
Holmes, Jerry (78-79)	New York Jets (NFL)	1980-83
	Pittsburgh Maulers (USFL)	1984
	New Jersey Generals (USFL)	1985
	New York Jets (NFL)	1986-87
	Detroit Lions (NFL)	1988-89
	Green Bay Packers (NFL)	1990-91
Hostetler, Jeff (82-83)	New York Giants (NFL)	1984-92
	Oakland Raiders (NFL)	1993-96
	Washington Redskins (NFL)	1997-98
Howley, Chuck (55-56-57)	Chicago Bears (NFL)	1958-59
	Dallas Cowboys (NFL)	1961-73
Huff, Sam (52-53-54-55)#	New York Giants (NFL)	1956-63
	Washington Redskins (NFL)	1964-67,69
Hunter, Ernest (2002-03-04-05)	Wilkes-Barre/Scranton Pioneers (AFL2)	2007
	Los Angeles Avengers (AFL)	2008
Igono, David (2005)	Central Valley Coyotes (AFL2)	2008
Irvin, Bruce (2010-11)	Seattle Seahawks (NFL)	2012
Ivy, Khori (1997-98-99-2000C)	Barcelona Dragons (NFL)	2002
	Los Angeles Avengers (AFL)	2005
Ivy, Mortty (2005-06-07-08)	Carolina Panthers (NFL)	2009
	Pittsburgh Steelers (NFL)	2011-12
Jenkins, Leon (69-70-71)	Detroit Lions (NFL)	1972
	Shreveport Steamers (WFL)	1975
Jett, James (89-90-91-92)	Oakland Raiders (NFL)	1993-2002
Johnson, Undra (85-86-87-88)	Atlanta Falcons (NFL)	1989
	San Antonio Riders (WLAF)	1991
Johnson, Will (2007-08-09-10)	Pittsburgh Steelers (NFL)	2012
Johnston, Chad (94-95-96)	Orlando Predators (AFL)	1998
Jones, Adam (2002-03-04)	Tennessee Titans (NFL)	2005-06
	Dallas Cowboys (NFL)	2008
	Cincinnati Bengals (NFL)	2010-12
Jones, Greg (88-90)	London Monarchs (WFL)	1992
Jozwiak, Brian (83-84-85-86)	Kansas City Chiefs (NFL)	1986-88
Karr, William (30-31-32)	Chicago Bears (NFL)	1933-38



Name (Years Lettered at WVU)	Team/League	Years
Keane, Thomas (46-47)	Los Angeles Rams (NFL)	1948-51
	Dallas, Texans (NFL)	1952
	Baltimore Colts (NFL)	1953-54
	Chicago Cardinals (NFL)	1955
Kelchner, Jake (92-93)	Las Vegas Posse (CFL)	1994
	Tampa Bay Storm (AFL)	1995
	Milwaukee Mustangs (AFL)	1996
	Florida Bobcats (AFL)	1996-97
	Grand Rapids Rampage (AFL)	1998
Kidd, Harold (91-92-93-94)	Orlando Predators (AFL)	1996
Kimble, Frank (41)	Pittsburgh Steelers (NFL)	1945
King, Andrew (15-16-17-19)	Akron Pros (APFA)	1920-22
	Milwaukee Badgers (NFL)	1922
	Chicago Cardinals (NFL)	1923-24
	Hammond Pros (NFL)	1925
Krutko, Lawrence (55-56-57)	Pittsburgh Steelers (NFL)	1958-60
Lake, Antwan (98-99-2000-01)	Detroit Lions (NFL)	2002
	Atlanta Falcons (NFL)	2004-05
	New Orleans Saints (NFL)	2006-08
Lambert, Gordon (64-65)	Denver Broncos (AFL)	1968-69
Landolt, Kevin (95-96-97-98)	Jacksonville Jaguars (NFL)	1999

Name (Years Lettered at WVU)	Team/League	Years
Lankster, Ellis (2007-08)	Buffalo Bills (NFL)	2009
	New York Jets (NFL)	2011-12
Lee, Ron (72-74-75)	Baltimore Colts (NFL)	1976-78
Leftridge, Dick (63-64-65)	Pittsburgh Steelers (NFL)	1966
Lester, Ray (48)	Patterson Panthers (AFL)	1949
Linn, Jack (86-87-88-89)	Indianapolis Colts (NFL)	1991
	Detroit Lions (NFL)	1992-93
	Cincinnati Bengals (NFL)	1993
Logan, Mike (93-94-95-96)	Jacksonville Jaguars (NFL)	1997-2000
	Pittsburgh Steelers (NFL)	2001-06
Lopasky, William (58-59)	San Francisco 49ers (NFL)	1961
Lucas, Jeff (83-84-85-86)	Pittsburgh Steelers (NFL%)	1987
Lucente, John (43)	Pittsburgh Steelers (NFL)	1945
	Richmond Rebels (DFL)	1946
	Wilmington Clippers (AA)	1947
Luck, Oliver (78-79-80-81)	Houston Oilers (NFL)	1982-86
Mahan, Walter (22-23-24-25)	Frankford Yellowjackets (NFL)	1926
	Chicago Bulls (AFL)	1926
Mahrt, Armin (22-23)	Dayton Triangles (NFL)	1924-25
	Pottstown Maroons (NFL)	1925
Mallory, John (65-66-67)	Philadelphia Eagles (NFL)	1968
	Atlantic Falcons (NFL)	1969-71
	Houston Texans (WFL)	1974
	Shreveport Steamers (WFL)	1974-75
Mantooth, Billy Joe (71-72)	Philadelphia Eagles (NFL)	1973
	Houston Oilers (NFL)	1974-75
Marbury, Kerry (71-72)	Toronto Argonauts (CFL)	1973
	Ottawa Rough Riders (CFL)	1974
	Birmingham Vulcans (WFL)	1975
Marconi, Joe (52-53-54-55)	Los Angeles Rams (NFL)	1956-61
	Chicago Bears (NFL)	1962-66
Marker, Henry (29-30-31-32)	Pittsburgh Pirates (NFL)	1934
Marlatt, Pat (85-86-87-88)	New York/New Jersey Knights (WLAF)	1991-92
Marshall, Rasheed (2001-02-03-04C)	San Francisco 49ers (NFL)	2005
	Columbus Destroyers (AFL)	2007
Mays, Alvoid (88)	Washington Redskins (NFL)	1990-94
	Pittsburgh Steelers (NFL)	1995
	Tampa Bay Storm (AFL)	1998-2001
McAfee, Pat (2005-06-07-08)	Indianapolis Colts (NFL)	2009-12
McCann, Dee (2004-05)	Detroit Lions (NFL)	2006

Name (Years Lettered at WVU)	Team/League	Years
McIntyre, Corey (1998-99-2000-01)	Cleveland Browns (NFL)	2005
	Atlanta Falcons (NFL)	2006-07
	New Orleans Saints (NFL)	2006
	Buffalo Bills (NFL)	2008-12
Mclee, Boo (2003-04-05-06)	Green Bay Blizzard (AFL2)	2008
Meredith, Russell (17-20-21-22)	Louisville Brecks (NFL)	1923
	Cleveland Bulldogs (NFL)	1925
Merritts, Jim (82-83)	Indianapolis Colts (NFL%)	1987
Merrow, Jeff (72-73-74)	Oakland Raiders (NFL)	1977
	Atlanta Falcons (NFL)	1975-83
Moan, Emmett "Kelly" (35-36-37)	New Jersey Giants (AA)	1938
	Cleveland Rams (NFL)	1939
Moran, James (46-47-48)	Wilkes-Barre Barons (AFL)	1949
Morrison, Edward (24-25-26)	Frankford Yellowjackets (NFL)	1927
Mullen, Gary (81-82-83-84)	Chicago Bears (NFL%)	1987
	Denver Dynamite (AFL)	1987
	Los Angeles Cobras (AFL)	1988
	Detroit Drive (AFL)	1989-92
	Cincinnati Rockers (AFL)	1993
	Tampa Bay Storm (AFL)	1994
	Milwaukee Mustangs (AFL)	1995
Mundy, Ryan (2007)	Pittsburgh Steelers (NFL)	2009-12
Murrell, Adrian (90-91-92)	New York Jets (NFL)	1993-97
	Arizona Cardinals (NFL)	1998-99
	Washington Redskins (NFL)	2000
Napoleon, Eugene (87-88-89)	Tampa Bay Storm (AFL)	1992
	Orlando Predators (AFL)	1992
Nardacci, Nicholas (21-22-23-24)	Cleveland Bulldogs (NFL)	1925
Nicely, Joseph (56-57)	Montreal Alouettes (CFL)	1958
Neild, Chris (2007-08-09-10C)	Washington Redskins (NFL)	2011-12
Nimmo, Lance (99-2000-01-02)	Cologne Centurions (NFLE)	2004
Oliker, Aaron (24-25-26)	Pottsville Maroons (NFL)	1926
Orlando, Bo (85-86-87-88)	Houston Oilers (NFL)	1990-94
	San Diego Chargers (NFL)	1995
	Cincinnati Bengals (NFL)	1996-97
	Pittsburgh Steelers (NFL)	1998
Orr, Thomas (90-91-92-93)	Connecticut Coyotes (AFL)	1996
	New York CityHawks (AFL)	1997
Ours, Wes (98-98-2000)	Indianapolis Colts (NFL)	2001
	Tennessee Titans (NFL)	2001
	Amsterdam Admirals (NFLE)	2003
	Los Angeles Avengers (AFL)	2004-05
	Philadelphia Soul (AFL)	2006-08
Owens, Artie (72-73-74-75)		

Name (Years Lettered at WVU)	Team/League	Years
	San Diego Chargers (NFL)	1976-78
	Buffalo Bills (NFL)	1980
	New England Patriots (NFL)	1980
	Philadelphia Stars (USFL)	1983
Page, Solomon (96-97-98)	Dallas Cowboys (NFL)	1999-2002
	San Diego Chargers (NFL)	2003
Parriott, William (30-31-32)	Cincinnati Reds (NFL)	1934
Perkins, Steve (92-93-94)	St. Louis Stampede AFL)	1996
Porter, Jerry (97-98-99)	Oakland Raiders (NFL)	2000-07
	Miami Dolphins (NFL)	2008
Pridemore, Tom (75-76-77)	Atlanta Falcons (NFL)	1978-85
Proctor, Basil (88-89)	Sacramento Surge (WLAFL)	1992
	Saskatchewan Roughriders (CFL)	1993
	Sacramento Gold Miners (CFL)	1993
	Florida Bobcats (AFL)	1996
	Connecticut Coyotes (AFL)	1996
	New Jersey Red Dogs (AFL)	1997
	Grand Rapids Rampage (AFL)	1998
	Iowa Barnstormers (AFL)	1999
	New York Dragons (AFL)	2002
Purnell, Lovett (93-94-95)	New England Patriots (NFL)	1996-98
	Baltimore Ravens (NFL)	1999
	Chicago Enforcers (XFL)	2001
Raugh, Mark (79-80-81-82)	Pittsburgh Maulers (USFL)	1984
	Memphis Showboats (USFL)	1985
Ray, John (89-90-91)	Indianapolis Colts (NFL)	1993
Rembert, Reggie (88-89)	Cincinnati Bengals (NFL)	1990-93
Reynaud, Darius (2005-06-07)	Minnesota Vikings (NFL)	2008-09
	New York Giants (NFL)	2010-11
	Tennessee Titans (NFL)	2012
Richardson, Kent (2006-07-08-09)	Philadelphia Soul (AFL)	2011-12
Riley, Dave (75-76-77)	Philadelphia Stars (USFL)	1983-84
	Baltimore Stars (USFL)	1985
Robsock, Tom (92-93-94)	Oakland Raiders (NFL)	1995
Russ, Bernard (95-96)	New England Patriots (NFL)	1997-99
	Scottish Claymores (NFLE)	1999
Ryan, Clarence (26-27-28)	Buffalo Bisons (NFL)	1929
Sands, Robert (2008-09-10)	Cincinnati Bengals (NFL)	2011-12
Sauerbrun, Todd (91-92-93-94)	Chicago Bears (NFL)	1995-99
	Kansas City Chiefs (NFL)	2000
	Carolina Panthers (NFL)	2001-04
	Denver Broncos (NFL)	2005, 07
	New England Patriots (NFL)	2006

Name (Years Lettered at WVU) Team/League	Years
Saunders, David (95-96-98)	
New Jersey Red Dogs (AFL)	2000
New Jersey Gladiators (AFL)	2001
Tampa Bay Storm (AFL).....	2002-03, 2007-08
Columbus Destroyers (AFL).....	2004-06
Schmitt, Owen (2005-06-07)	
Seattle Seahawks (NFL)	2008-09
Philadelphia Eagles (NFL)	2010-11
Oakland Raiders (NFL)	2012
Seabright, Charles (38-39-40)	
Cleveland Rams (NFL).....	1941
Pittsburgh Steelers (NFL).....	1946-50
Setron, Joseph (19-20-21)	
Cleveland Indians (NFL)	1923
Sheffey, Jeremy (2003-04-05-06)	
New York Dragons (AFL)	2008
Green Bay Blizzard (AFL2)	2008
Shonk, John (39-40)	
Philadelphia Eagles (NFL)	1941
Slaton, Steve (2005-06-07)	
Houston Texans (NFL)	2008-11
Miami Dolphins (NFL)	2011
Slay, Henry (94-95-96-97)	
Berlin Thunder (NFLE)	1999
New Jersey Red Dogs (AFL)	2000
New Jersey Gladiators (AFL)	2001
New York/New Jersey Hitmen (XFL).....	2001
Florida Bobcats (AFL)	2001



Name (Years Lettered at WVU) Team/League	Years
Smalls, Fred (82-83-84-85)	
Philadelphia Eagles (NFL%)	1987
Pittsburgh Gladiators (AFL).....	1990
Washington Commandos (AFL)	1990
Albany Firebirds (AFL)	1991
Smider, Brian (85-86-87-88)	
San Antonio Riders (WLAF)	1991
Smith, Derrick (2002)	
Winnipeg Blue Bombers (CFL)	2004
Smith, Matt (83-84-85-86)	
Denver Broncos (NFL%)	1987
Sniffen, Jeff (89-90)	
Albany Firebirds (AFL)	1991
Sortet, Wilbur (30-31-32)	
Pittsburgh Pirates (NFL).....	1933-40
Stephenson, J. Davidson (48-40)	
Los Angeles Rams (NFL)	1950
Green Bay Packers (NFL).....	1951-55
Stills, Gary (96-97-98)	
Frankfurt Galaxy (NFLE)	2001
Kansas City Chiefs (NFL).....	1999-2005
Baltimore Ravens (NFL).....	2006-07
St. Louis Rams (NFL).....	2008
Las Vegas Locomotives (UFL)	2009
Studstill, Darren (90-91-92-93)	
Dallas Cowboys (NFL)	1994
Jacksonville Jaguars (NFL).....	1995-96
Stydahar, Joseph (33-34-35)#	
Chicago Bears (NFL)	1936-42,45-46
Superick, Steve (82-83-84-85)	
Houston Oilers (NFL%)	1987
Taffoni, Joseph (64-65)	
Cleveland Browns (NFL)	1967-70
New York Giants (NFL)	1972-73
Talley, Darryl (79-80-81-82)	
Buffalo Bills (NFL)	1983-94
Atlanta Falcons (NFL)	1995
Minnesota Vikings (NFL).....	1996
Talley, John (85-86-87)	
Cleveland Browns (NFL)	1990-91
Tallman, Charles (21-22-23)	
Cleveland Indians (NFL)	1924
Tandy, Keith (2008-09-10-11C)	
Tampa Bay Buccaneers (NFL)	2012
Taylor, Craig (85-86-87-88)	
Cincinnati Bengals (NFL)	1989-91
Milwaukee Mustangs (AFL).....	1995-96
New Jersey Red Dogs (AFL)	1997-98
Taylor, Jay (96-97-98-99)	
Orlando Rage (XFL).....	2001
Rhein Fire (NFLE)	2003
Orlando Predators (AFL).....	2004, 2006, 2008
Tampa Bay Buccaneers (NFL)	2004
Terry, Nate (97-99)	
Saskatchewan Rough Riders (CFL).....	2000
Scottish Claymores (NFLE).....	2001
Calgary Stampeders (CFL)	2004
Thomas, J.T. (2007-08-09-10C)	
Chicago Bears (NFL)	2011-12
Thompkins, Gary (97-98-99-2000)	
Frankfurt Galaxy (NFLE)	2001

Name (Years Lettered at WVU)	Team/League	Years
Thornton, John (95-96-97-98)	Tennessee Titans (NFL)	1999-2002
	Cincinnati Bengals (NFL)	2003-08
Trimarki, Mickey (55-56-57)	Hamilton Tiger-Cats (CFL)	1958
Turnbull, Renaldo (87-88-89)	New Orleans Saints (NFL)	1990-96
	Carolina Panthers (NFL)	1997
Turner, Calvin (78-79-80-81)	Denver Gold (USFL)	1983-85
	Pittsburgh Galdiators (AFL)	1988
Vanderjagt, Mike (91-92)	Saskatchewan Roughriders (CFL)	1993-95
	Minnesota Fighting Pike (AFL)	1996
	Toronto Argonauts (CFL)	1996-97
	Indianapolis Colts (NFL)	1998-2005
	Dallas Cowboys (NFL)	2006
Walker, Fulton (77-78-79-80)	Miami Dolphins (NFL)	1981-85
	Los Angeles Raiders (NFL)	1985
Washington, Vann (93-94-95-96)	Kansas City Chiefs (NFL)	1997
White, Pat (2005-06-07-08)	Miami Dolphins (NFL)	2009
Williams, Dale (91-92-93)	Cleveland Thunderbolts (AFL)	1994
Williams, Edward (69-70)	Winnipeg Blue Bombers (CFL)	1971-72
Wilson, Quincy (1999-2001-02-03C)	Cincinnati Bengals (NFL)	2004, 2006
Wolfley, Ron (81-82-83-84)	St. Louis Cardinals (NFL)	1985-87
	Phoenix Cardinals (NFL)	1988-91
	Cleveland Browns (NFL)	1992-93
Woodeshick, Tom (60-61-62)	Philadelphia Eagles (NFL)	1963-71
	St. Louis Cardinals (NFL)	1972
Woods, Harold (76-77)	Saskatchewan Roughriders (CFL)	1978
	Hamilton Tiger-Cats (CFL)	1979-82
	Toronto Argonauts (CFL)	1982
	Montreal Alouettes (CFL)	1983
Wyant, Fred (52-53-54-55)	Washington Redskins (NFL)	1956
	Toronto Argonauts (CFL)	1957
Young, Warren (2004-05-06)	Green Bay Blizzard (AFL2)	2008
Zereoue, Amos (96-97-98)	Pittsburgh Steelers (NFL)	1999-2003
	Oakland Raiders (NFL)	2004
	New England Patriots (NFL)	2005

- Member of Pro Football Hall of Fame
 % - Replacement Player during the 1987 NFL Strike

Abbreviations:

AAFC - All-American Football Conference (1946-49)
 AFL - American Football League (1926)
 AFL - American Football League (1936)
 AFL - American Football League (1960-69)
 APFA - American Professional Football Association (1920-21)
 NFL - National Football League (1920-2012)
 USFL - United States Football League (1983-85)



WFL - World Football League (1974-75)
 CFL - Canadian Football League
 AA - American Association (1936-41)
 AFL - American Football League (1937-41)
 AFL - American Football League (1946-50)
 DFL - Dixie Football League (1936-47)
 NFLE - National Football League Europe (1998-2003)
 PCFL - Pacific Coast Football League (1940-48)
 AFL - Arena Football League (1987-2012)
 WLAF - World League of American Football (1991-97)
 AFL2 - Arena Football League2 (2000-09)
 XFL - Xtreme Football League
 UFL - United Football League (2011)
 UIFL - United Indoor Football League (2011-12)

This list was compiled by the West Virginia University Sports Communications Office. Any corrections or additions are requested. This list is complete through the 2012 professional football season. Inclusion is based on at least one game of active service on the roster of any professional football team recognized by the Pro Football Researchers Association. Research on the Canadian Football League was supplied by independent researcher Jay Langhammer of Fort Worth, Texas. Arena Football League listings were supplied by Jennifer Boehm and Neil Boudreaux.